

# 62

## Medium Heavy Duty Casters CAPACITY TO 1500



Premium Quality

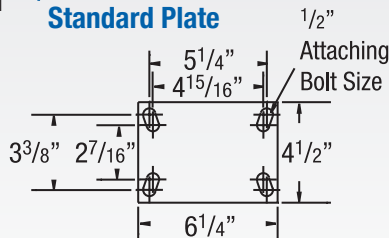


Environmentally Friendly

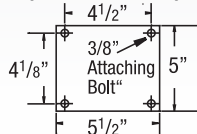


Manufactured from cold formed steel, this popular series features a heat treated king bolt and nut, ensuring durability and a longer caster life.

### MOUNTING OPTIONS Standard Plate



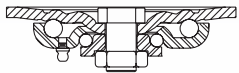
### Special Order Plate D Plate (61 Series Plate)



### TYPICAL APPLICATIONS

- Movable racks
- Conveyor or "Dragline" operations
- Utility trucks
- Corrugated box trucks
- Caster mounted production jigs and fixtures

### SWIVEL CROSS SECTION



### FEATURES

- **Top Plate:** Cold formed from 1/4" steel plate to provide the strongest possible section for swivel bearing
- **Swivel Section:** 3-1/4" diameter load race. Raceways are coined smooth then heat treated to minimize ball indentation and wear
- **Legs:** 1/4" steel formed to increase strength and welded to the yoke base
- **King bolt:** 3/4" heat treated king bolt and nut assembly
- **Axle:** 1/2" diameter hollow axle with recessed zerk fitting and lock nut on straight roller and Delrin bearing. Solid axle on ball and Oilex bearings
- **Lubrication:** Zerk fitting in swivel section and in recessed head of hollow axle with straight roller bearing wheels
- **Finish:** All rigs are zinc plated to resist corrosion and rust
- **Notched Yoke Base:** Notched to accommodate swivel lock
- Alternate or custom caster configurations available

### BEARING OPTIONS



### RIG OPTIONS

- Neoprene **sealed swivel** section specify **NS62**
- **Inside weld** specify **IW62**
- **Thread guards** specify **TG62**
- **Hollow axle** for oilex applications specify **ZF07** (For up to 2" wide wheels)
- **NSF Listed** for food service industry specify **NSF**
- **Optional Overall Heights** see notes at end of 62 Series section

### BRAKE OPTIONS

To order, add brake code below to end of model. Example: 62XS06201**SCB62**

Cam specify **CB62**



Face specify **FBB** (Not available on 10" models)

Single Side specify **SSB62**. Double Sided specify **DSB62**



Poly Cam specify **P**

Swivel Lock (welded) specify **L**



Hand operated field installable swivel lock for standard plate order **SL620000** separately; for D plate order **SL610000** separately

+ For swivel models add "S", for rigid model add "R" to end of base caster number.

| Wheel Diameter (Inches) | Tread Width (Inches) | Capacity (Lbs) (Based on manual operation) | Overall Height (Inches) | Swivel Lead (Inches) | Approx. Wt. (Lbs) | Base Caster Number+ |
|-------------------------|----------------------|--|-------------------------|----------------------|-------------------|---------------------|
|-------------------------|----------------------|--|-------------------------|----------------------|-------------------|---------------------|

### Moldon Rubber on Cast Iron (01/07 Straight Roller)\*

| MR | Wheel Diameter | Tread Width | Capacity | Overall Height | Swivel Lead | Approx. Wt. | Base Caster Number |
|----|----------------|-------------|----------|----------------|-------------|-------------|--------------------|
|    | 4              | 2           | 300      | 5 5/8          | 1 5/16      | 6 1/2       | 62MR04201          |
|    | 5              | 2           | 450      | 6 1/2          | 1 1/2       | 7 1/2       | 62MR05201          |
|    | 6              | 2           | 500      | 7 1/2          | 1 3/4       | 9 1/2       | 62MR06201          |
|    | 6              | 2           | 700      | 7 1/2          | 1 3/4       | 12          | 62MR06407          |
|    | 8              | 2           | 600      | 10 1/8         | 1 3/4       | 9 1/4       | 62MR08201          |
|    | 8              | 2 1/2       | 850      | 10 1/8         | 1 3/4       | 14 1/2      | 62MR08407          |
|    | 10             | 2 1/2       | 950      | 11 1/2         | 1 3/4       | 18 1/4      | 62MR10407          |

\*Oilex (23), Industrial Ball (27), and one piece Delrin (52) available. Change "01" or "07" to bearing code. Oilex example: 62MR04223.

### Heavy Duty Moldon Rubber on Cast Iron (01/07 Straight Roller)\*

| MH | Wheel Diameter | Tread Width | Capacity | Overall Height | Swivel Lead | Approx. Wt. | Base Caster Number |
|----|----------------|-------------|----------|----------------|-------------|-------------|--------------------|
|    | 5              | 2           | 700      | 6 1/2          | 1 1/2       | 7 1/2       | 62MH05201          |
|    | 6              | 2           | 820      | 7 1/2          | 1 3/4       | 9 1/2       | 62MH06201          |
|    | 8              | 2           | 1000     | 10 1/8         | 1 3/4       | 9 1/4       | 62MH08201          |
|    | 8              | 2 1/2       | 1300     | 10 1/8         | 1 3/4       | 14 1/2      | 62MH08407          |
|    | 10             | 2 1/2       | 1500     | 11 1/2         | 1 3/4       | 18 1/4      | 62MH10407          |

\*Oilex (23), Industrial Ball (27), and one piece Delrin (52) available. Change "01" or "07" to other bearing code. Oilex example: 62MH04223.

+ For swivel models add "S", for rigid model add "R" to end of base caster number.

| Wheel Diameter (Inches) | Tread Width (Inches) | Capacity (Lbs) (Based on manual operation) | Overall Height (Inches) | Swivel Lead (Inches) | Approx. Wt. (Lbs) | Base Caster Number+ |
|-------------------------|----------------------|--|-------------------------|----------------------|-------------------|---------------------|
|-------------------------|----------------------|--|-------------------------|----------------------|-------------------|---------------------|

### Moldon Rubber on Aluminum (01 Roller Bearing)

| MD | Wheel Diameter | Tread Width | Capacity | Overall Height | Swivel Lead | Approx. Wt. | Base Caster Number |
|----|----------------|-------------|----------|----------------|-------------|-------------|--------------------|
|    | 4              | 2           | 400      | 5 5/8          | 1 5/16      | 6 1/2       | 62MD04201          |
|    | 5              | 2           | 500      | 6 1/2          | 1 1/2       | 7 1/2       | 62MD05201          |
|    | 6              | 2           | 550      | 7 1/2          | 1 3/4       | 9 1/2       | 62MD06201          |
|    | 8              | 2           | 600      | 10 1/8         | 1 3/4       | 9 1/4       | 62MD08201          |

### X-tra Soft Flat Tread (01 Roller Bearing)\*

| XS | Wheel Diameter | Tread Width | Capacity | Overall Height | Swivel Lead | Approx. Wt. | Base Caster Number |
|----|----------------|-------------|----------|----------------|-------------|-------------|--------------------|
|    | 4              | 2           | 400      | 5 5/8          | 1 5/16      | 6 1/2       | 62XS04201          |
|    | 5              | 2           | 500      | 6 1/2          | 1 1/2       | 7 1/2       | 62XS05201          |
|    | 6              | 2           | 600      | 7 1/2          | 1 3/4       | 8 1/4       | 62XS06201          |
|    | 8              | 2           | 675      | 10 1/8         | 1 3/4       | 9 1/4       | 62XS08201          |

Prevenz™ antimicrobial models available. Add PREV to end of caster number.

\*Precision Ball (28) and Delrin (51) Bearings available. Change "01" to other bearing code. Delrin example: 62XS04251.

62 SERIES • CAPACITY TO 1500

MEDIUM HEAVY DUTY CASTERS

Continue on next page >>