

# 18

## Maintenance Free Ergonomic Precision Casters

CAPACITY TO 1250

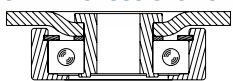


Ergonomically designed for ease of movement and quiet mobility. Sealed precision swivel bearing is maintenance free and significantly reduces push/pull force, keeping equipment operators safer and improving efficiency.

### TYPICAL APPLICATIONS

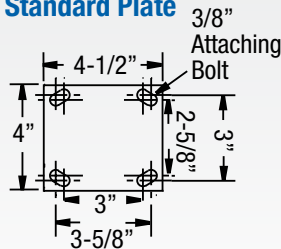
- Picking carts
- Light towing carts
- JIT Carts
- AGV & tow line applications

### MAINTENANCE FREE SWIVEL CROSS SECTION

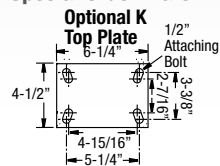


### MOUNTING OPTIONS

#### Standard Plate



#### Special Order Plate\*



\* K Plate available on 6" and 8" wheel diameter models; consult factory

Base Swivel Caster Number In Chart  
For rigid models change "S" to "R" at end of base caster number.



### POLYURETHANE TREAD MODELS

#### CG-MAX EFFICIENCY WHEEL™ Orange Round Polyurethane on Aluminum

AN	4	2	800	55/8	111/16	5 1/2	18AN04228S
	5	2	1000	6 1/2	15/8	6	18AN05228S
	6	2	1250	7 1/2	13/4	7	18AN06228S
	8	2	1250	9 1/2	13/4	9	18AN08228S

85 Shore A  
Standard Bearing: Precision Ball (28)  
Learn more at right with new patent pending top hats.

#### CG-MAX EFFICIENCY WHEEL™ Orange Round Polyurethane on Aluminum

AX	4	2	800	55/8	111/16	5 1/2	18AX04228S
	5	2	1000	6 1/2	15/8	6	18AX05228S
	6	2	1250	7 1/2	13/4	7	18AX06228S
	8	2	1250	9 1/2	13/4	9	18AX08228S

85 Shore A  
Standard Bearing: Precision Ball (28)  
Learn more at right with new patent pending top hats.



Quiet



Ergonomic



Maintenance Free



Premium Quality



Environmentally Friendly

### FEATURES

- **Top Plate & Yoke Base:** Cold formed from 1/4" steel plate. Yoke base is notched for factory or field-installable 4-position swivel lock
- **Swivel Section:** Precision sealed ball bearing eliminates need for routine maintenance
- **Legs:** 1/4" steel, formed to increase strength and welded on inside and outside of yoke base (swivel only)
- **Axle:** 1/2" diameter solid axle with Lock Nut
- **Maintenance Free:** Lubrication unnecessary with maintenance free swivel section and wheel bearing design
- **Finish:** All parts, except wheel, are zinc plated

### ACCESSORIES

To order, add brake code below to end of model. Example: 18XS06228SFBC

Face brake specify **FBC**



Face brake specify **FBB**



Face brake specify **FBE**



Hand operated field installable **swivel lock** order **SL160000** separately

### BEARING OPTIONS



Precision Ball (28)

Foot operated field installable **swivel lock** order **SL160002** separately



- Sealed Precision Swivel
- Maintenance Free Operation
- Smooth, Quiet Ride

Base Swivel Caster Number In Chart  
For rigid models change "S" to "R" at end of base caster number.



### POLYURETHANE TREAD MODELS CONTINUED

#### Green Round Polyurethane Tread on Aluminum

PM	5	2	1000	6 1/2	15/8	6	18PM05228S
	6	2	1250	7 1/2	13/4	7	18PM06228S
	8	2	1250	9 1/2	13/4	9	18PM08228S

95 Shore A  
Standard Bearing: Precision Ball (28)

#### Butterscotch Round Tread Polyurethane on Aluminum

PM 80A	5	2	1000	6 1/2	15/8	6	18PM05228S80A
	6	2	1250	7 1/2	13/4	7 <th>18PM06228S80A</th>	18PM06228S80A
	8	2	1250	9 1/2	13/4	9 <th>18PM08228S80A</th>	18PM08228S80A

80 Shore A  
Standard Bearing: Precision Ball (28)  
To Specify Rigid or Swivel, insert "R" or "S" before "80A".

## CG-MAX EFFICIENCY WHEEL™

See wheel section for more information or ...

Visit [albicasters.com/CG-MAX](http://albicasters.com/CG-MAX) for additional information and CAD models.



Continue on next page >>