

95

95 TRL Super Duty Casters (Tapered Thrust Swivel Section)

CAPACITY TO 17000

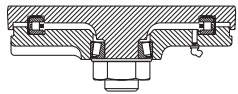


This popular caster series has a precision roller bearing load and thrust swivel section (thrust swivel section = "TRL"). Rigs are precision machined to provide long life with greater capacity for that very rugged application. Made from AISI 1045 drop forged steel.

TYPICAL APPLICATIONS

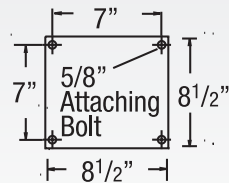
- Die carts
- Towed trailers
- Automotive plants

SWIVEL CROSS SECTION



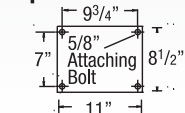
MOUNTING OPTIONS

Standard Plate



Special Order Plate

Optional T Plate



+ For Rigid models change "STRL" to "RTRL" to end of base caster number.

Moldon Rubber on Cast Iron (01 Roller)

MR	Wheel Diameter (inches)	Tread Width (inches)	Capacity (Lbs) (Rated for manual operation)	Overall Height (inches)	Swivel Lead (inches)	Approx. Wt. (Lbs)	Caster Number+
	10	4	1400	13	2 1/2	64 3/4	95MR10701STRL
	12	4	1600	15 1/2	2 1/2	55 3/4	95MR12701STRL
	16	5	2570	19	3	105 1/4	95MR16801STRL

Polyurethane on Cast Iron (09 Tapered Roller Bearing)*

PY	Wheel Diameter (inches)	Tread Width (inches)	Capacity (Lbs) (Rated for manual operation)	Overall Height (inches)	Swivel Lead (inches)	Approx. Wt. (Lbs)	Caster Number+
	8	4	3800	11	2 1/4	63	95PY08709STRL
	10	4	4200	13	2 1/2	71	95PY10709STRL
	10	5	5000	13	2 1/2	82	95PY10809STRL
	12	3 1/2	4110	15 1/2	2 1/2	73 1/2	95PY12609STRL
	12	4	4800	15 1/2	2 1/2	76 1/4	95PY12709STRL
	12	5	6000	15 1/2	2 1/2	90	95PY12809STRL
	16	4	5970	19	3	111 1/2	95PY16709STRL
	16	5	7700	19	3	126 1/4	95PY16809STRL

*Roller (01) bearings available. To order change "09" to other bearing code. Example: 95PY08701STRL.



Premium Quality



Towing^



Environmentally Friendly

FEATURES

- **Top Plate and Yoke Base:** 5/8" thick AISI 1045 drop-forged steel precision machined for bearings
- **Swivel Load Bearings:** 7" diameter machined raceway with a precision tapered roller bearing which is protected by a forged labyrinth skirt
- **Component Thrust Bearing:** 1-1/4" tapered roller bearing
- **Legs:** 1/2" steel plate formed for greater strength and welded to yoke base both inside and outside
- **King Bolt:** 1-1/4" integrally forged with top plate machined and threaded
- **Axle:** 1-1/4" solid axle and lock nut
- Alternate or custom caster configurations available

RIG OPTIONS

- **Sealed swivel** section specify **NS95**

BRAKE OPTIONS

To order, add brake code below to end of model. Example: 95PY08709STRLP

Poly Cam specify **P**



Face Contact specify **F**

Welded Swivel Lock specify **L**



BEARING OPTIONS



Straight Roller (01)



Tapered Roller (09)



Precision Ball (28)



Hand operated field installable **Swivel Lock** order **SL954600** separately (Yokes must be notched)

+ For Rigid models change "STRL" to "RTRL" to end of base caster number.

Wheel Diameter (inches)	Tread Width (inches)	Capacity (Lbs) (Rated for manual operation)	Overall Height (inches)	Swivel Lead (inches)	Approx. Wt. (Lbs)	Caster Number+
-------------------------	----------------------	---	-------------------------	----------------------	-------------------	----------------

Thick Tread Polyurethane (09 Tapered Roller Bearing)*

PX	Wheel Diameter (inches)	Tread Width (inches)	Capacity (Lbs) (Rated for manual operation)	Overall Height (inches)	Swivel Lead (inches)	Approx. Wt. (Lbs)	Caster Number+
	8	4	3850	11	2 1/4	63	95PX08709STRL
	10	4	4620	13	2 1/2	71	95PX10709STRL
	12	4	5280	15 1/2	2 1/2	76 1/4	95PX12709STRL
	12	5	6600	15 1/2	2 1/2	90	95PX12809STRL
	16	4	6570	19	3	111 1/2	95PX16709STRL
	16	5	8470	19	3	126 1/4	95PX16809STRL

*Roller (01) bearings available. To order change "09" to other bearing code. Example: 95PX08701STRL.

Continue on next page >>