

02

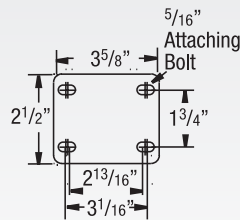
Institutional Casters

CAPACITY TO 350



Easy rolling, double ball bearing casters are ideally suited for virtually any operation where a smooth, highly maneuverable caster is required. Heat treated design delivers extended life and performance.

MOUNTING OPTIONS



TYPICAL APPLICATIONS

- Hotel equipment
- Institutional equipment
- Food service racks and cases
- Stock carts
- Laundry trucks



Expandable Adapter
Kit numbers on next page. To order on caster consult factory.



Threaded Stem
1/2" diameter
13NC x 1", 1-1/2" or 2-1/2" long
(see next page)

Plate Models

+ For swivel models add "S", for rigid model add "R" to end of base caster number.

Wheel Diameter (Inches)	Tread Width (Inches)	Capacity (Lbs) (Roller for manual operation)	Overall Height (Inches)	Swivel Lead (Inches)	Approx. Wt. (Lbs)	Base Caster Number+
-------------------------	----------------------	---	-------------------------	----------------------	-------------------	---------------------


Soft Rubber (01 Straight Roller Bearing)*

RR	3	1 1/4	125	4 1/4	1 5/16	1.75	02RR03001
	3 1/2	1 1/4	150	4 11/16	1 1/4	1.75	02RR03X01
	4	1 1/4	150	5 1/8	1 1/4	2.25	02RR04001
	5	1 1/4	175	6 3/16	1 1/2	2.75	02RR05001

*Plain bore (41) available. Change "01" to "41" (Example: 02RR03041).

Hard Rubber (41 Plain Bore)

RN	3	1 1/4	300	4 1/4	1 5/16	2.00	02RN03041
	3 1/2	1 1/4	350	4 11/16	1 1/4	2.00 <td>02RN03X41</td>	02RN03X41
	4	1 1/4	350	5 1/8	1 1/4	2.25 <td>02RN04041</td>	02RN04041
	5	1 1/4	350	6 3/16	1 1/2	2.75 <td>02RN05041</td>	02RN05041
	6	1 1/4	350	7 1/4	1 1/2	3.25 <td>02RN06041</td>	02RN06041



FEATURES

- **Top Plate & Yoke:** Heavily embossed, formed steel to extend caster life under rugged conditions
- **Swivel Section:** Heat treated double ball bearing raceways to resist wear and improve maneuverability
- **Kingpin:** 1/2" hydraulically formed steel rivet
- **Axle:** 3/8" diameter hollow axle with lock nut
- **Finish:** All rigs are zinc plated to resist rust and corrosion
- **NSF** Listed for food service industry, consult factory
- Alternate or custom caster configurations available

BEARING OPTIONS



RIG OPTIONS

- **Sealed wheel** (1/2" straight roller bearing with 1-1/16" bore) specify **SW02**
- **Sealed swivel** specify **SS01**
- Special **zerk fitting** for axle specify **ZF03**
- **"NSF"** listed for food industry, consult factory
- **Hollow kingpin** swivel rig available specify **YH** in place of wheel code (02YH03001S)
- **Stainless steel** versions available, see page 77

BRAKE OPTIONS

To order, add brake code below to end of model. Example: 02XS05031SGL

Grip Lock
specify **GL**



Face Contact
specify **F**

Total Lock
specify **T**



+ For swivel models add "S", for rigid model add "R" to end of base caster number.

Wheel Diameter (Inches)	Tread Width (Inches)	Capacity (Lbs) (Roller for manual operation)	Overall Height (Inches)	Swivel Lead (Inches)	Approx. Wt. (Lbs)	Base Caster Number+
-------------------------	----------------------	---	-------------------------	----------------------	-------------------	---------------------

X-tra Soft Rubber Flat Tread (31 Annular Ball)*

XS	3	1 1/4	200	4 1/4	1 5/16	1.75	02XS03031
	3 1/2	1 1/4	250	4 11/16	1 1/4	1.85 <td>02XS03X31</td>	02XS03X31
	4	1 1/4	300	5 1/8	1 1/4	2.00 <td>02XS04031</td>	02XS04031
	5	1 1/4	325	6 3/16	1 1/2	2.25 <td>02XS05031</td>	02XS05031
	6	1 1/4	350	7 1/4	1 1/2	2.40 <td>02XS06031</td>	02XS06031

*Delrin (51) bearing available. Change "31" to "51" (Example: 02XS03051).

Precision X-tra Soft Round Tread (28 Precision Ball Bearing)

XR	3	1 1/4	200	4 1/4	1 5/16	1.75	02XR03028
	3 1/2	1 1/4	250	4 11/16	1 1/4	1.85 <td>02XR03X28</td>	02XR03X28
	4	1 1/4	300	5 1/8	1 1/4	2.00 <td>02XR04028</td>	02XR04028
	5	1 1/4	325	6 3/16	1 1/2	2.25 <td>02XR05028</td>	02XR05028

Polypropylene (41 Plain Bore)*

PB	3	1 1/4	250	4 1/4	1 5/16	1.75	02PB03041
	4	1 1/4	350	5 1/8	1 1/4	2.00 <td>02PB04041</td>	02PB04041
	5	1 1/4	350	6 3/16	1 1/2	2.25 <td>02PB05041</td>	02PB05041

*Delrin (51) bearing available. Change "41" to "51" (Example: 02PB03051).

Polyurethane on Polypropylene (28 Precision Ball Bearing)*

XA	3	1 1/4	300	4 1/4	1 5/16	1.50	02XA03028
	3 1/2	1 1/4	350	4 11/16	1 1/4	1.50 <td>02XA03X28</td>	02XA03X28
	4	1 1/4	350	5 1/8	1 1/4	2.25 <td>02XA04028</td>	02XA04028
	5	1 1/4	350	6 3/16	1 1/2	2.75 <td>02XA05028</td>	02XA05028


*Annular (31) and Delrin (51) bearing available. Change "28" to "31" or "51" (Example: 02XA030331).

Continue on next page >>


Plate Models

Continued from previous page

+ For swivel models add "S", for rigid model add "R" to end of base caster number.


	Wheel Diameter (Inches)	Tread Width (Inches)	Capacity (Lbs) <small>(Rated for manual operation)</small>	Overall Height (Inches)	Swivel Lead (Inches)	Approx. Wt. (Lbs)	Base Caster Number+
Phenolic (01 Straight Roller Bearing)*							
TM 	3	1 1/4	350	4 1/4	1 5/16	1.50	02TM03001
	3 1/2	1 1/4	350	4 11/16	1 1/4	2.00	02TM03X01
	4	1 1/4	350	5 1/8	1 1/4	2.00	02TM04001
	5	1 1/4	350	6 3/16	1 1/2	2.75	02TM05001


+ For swivel models add "S", for rigid model add "R" to end of base caster number.


	Wheel Diameter (Inches)	Tread Width (Inches)	Capacity (Lbs) <small>(Rated for manual operation)</small>	Overall Height (Inches)	Swivel Lead (Inches)	Approx. Wt. (Lbs)	Base Caster Number+
Cast Iron (01 Straight Roller Bearing)*							
CA 	3	1 1/4	200	4 1/4	1 5/16	2.50	02CA03001
	3 1/2	1 1/4	250	4 11/16	1 1/4	2.50	02CA03X01
	4	1 1/4	300	5 1/8	1 1/4	3.00	02CA04001
	5	1 1/4	325	6 3/16	1 1/2	3.50	02CA05001


Threaded Stem Models

Base caster numbers shown in chart. To order see stem codes below.


	Wheel Diameter (Inches)	Tread Width (Inches)	Capacity (Lbs) <small>(Rated for manual operation)</small>	Overall Height (Inches)	Swivel Lead (Inches)	Approx. Wt. (Lbs)	Base Caster Number
Soft Rubber (01 Straight Roller Bearing)*							
RR 	3	1 1/4	125	4 3/32	1 5/16	1.75	02RR03001
	3 1/2	1 1/4	150	4 17/32	1 1/4	1.75	02RR03X01
	4	1 1/4	150	4 31/32	1 1/4	2.25	02RR04001
	5	1 1/4	175	6 1/32	1 1/2	2.75	02RR05001


	Wheel Diameter (Inches)	Tread Width (Inches)	Capacity (Lbs) <small>(Rated for manual operation)</small>	Overall Height (Inches)	Swivel Lead (Inches)	Approx. Wt. (Lbs)	Base Caster Number	
Polypropylene (41 Plain Bore)*								
PB 	3	1 1/4	250	4 3/32	1 5/16	1.75	02PB03041	
	4	1 1/4	350	4 31/32	1 1/4	2.00	02PB04041	
	5	1 1/4	350	6 1/32	1 1/2	2.25	02PB05041	
								*Delrin (51) bearing available. Change "41" to "51" (Example: 02PB03051).


	Wheel Diameter (Inches)	Tread Width (Inches)	Capacity (Lbs) <small>(Rated for manual operation)</small>	Overall Height (Inches)	Swivel Lead (Inches)	Approx. Wt. (Lbs)	Base Caster Number
Hard Rubber (41 Plain Bore)							
RN 	3	1 1/4	300	4 3/32	1 5/16	2.00	02RN03041
	3 1/2	1 1/4	350	4 17/32	1 1/4	2.00	02RN03X41
	4	1 1/4	350	4 31/32	1 1/4	2.25	02RN04041
	5	1 1/4	350	6 1/32	1 1/2	2.75	02RN05041
	6	1 1/4	350	7 3/32	1 1/2	-	02RN06041


	Wheel Diameter (Inches)	Tread Width (Inches)	Capacity (Lbs) <small>(Rated for manual operation)</small>	Overall Height (Inches)	Swivel Lead (Inches)	Approx. Wt. (Lbs)	Base Caster Number
Polyurethane on Polypropylene (31 Annular Ball)*							
XA 	3	1 1/4	300	4 3/32	1 5/16	1.50	02XA03031
	3 1/2	1 1/4	350	4 17/32	1 1/4	1.50	02XA03X31
	4	1 1/4	350	4 31/32	1 1/4	2.25	02XA04031
	5	1 1/4	350	6 1/32	1 1/2	2.75	02XA05031

Prevenz™ antimicrobial models available. Add PREV to end of caster number.

	Wheel Diameter (Inches)	Tread Width (Inches)	Capacity (Lbs) <small>(Rated for manual operation)</small>	Overall Height (Inches)	Swivel Lead (Inches)	Approx. Wt. (Lbs)	Base Caster Number
X-tra Soft Rubber Flat Tread (31 Annular Ball)*							
XS 	3	1 1/4	200	4 3/32	1 5/16	1.75	02XS03031
	3 1/2	1 1/4	250	4 17/32	1 1/4	1.85	02XS03X31
	4	1 1/4	300	4 31/32	1 1/4	2.00	02XS04031
	5	1 1/4	325	6 1/32	1 1/2	2.25	02XS05031
	6	1 1/4	350	7 3/32	1 1/2	-	02XS06031
							*Delrin (51) bearing available. Change "31" to "51" (Example: 02XS03051).

	Wheel Diameter (Inches)	Tread Width (Inches)	Capacity (Lbs) <small>(Rated for manual operation)</small>	Overall Height (Inches)	Swivel Lead (Inches)	Approx. Wt. (Lbs)	Base Caster Number
Phenolic (01 Straight Roller Bearing)*							
TM 	3	1 1/4	350	4 3/32	1 5/16	1.50	02TM03001
	3 1/2	1 1/4	350	4 17/32	1 1/4	2.00	02TM03X01
	4	1 1/4	350	4 31/32	1 1/4	2.00	02TM04001
	5	1 1/4	350	6 1/32	1 1/2	2.75	02TM05001

	Wheel Diameter (Inches)	Tread Width (Inches)	Capacity (Lbs) <small>(Rated for manual operation)</small>	Overall Height (Inches)	Swivel Lead (Inches)	Approx. Wt. (Lbs)	Base Caster Number
Precision X-tra Soft Round Tread (28 Precision Ball Bearing)*							
XR 	3	1 1/4	200	4 3/32	1 5/16	1.75	02XR03028
	3 1/2	1 1/4	250	4 17/32	1 1/4	1.85	02XR03X28
	4	1 1/4	300	4 31/32	1 1/4	2.00	02XR04028
	5	1 1/4	325	6 1/32	1 1/2	2.25	02XR05028

	Wheel Diameter (Inches)	Tread Width (Inches)	Capacity (Lbs) <small>(Rated for manual operation)</small>	Overall Height (Inches)	Swivel Lead (Inches)	Approx. Wt. (Lbs)	Base Caster Number
Cast Iron (01 Straight Roller Bearing)*							
CA 	3	1 1/4	200	4 3/32	1 5/16	2.50	02CA03001
	3 1/2	1 1/4	250	4 17/32	1 1/4	2.50	02CA03X01
	4	1 1/4	300	4 31/32	1 1/4	3.00	02CA04001
	5	1 1/4	325	6 1/32	1 1/2	3.50	02CA05001

Threaded Stem Order Codes (To order, add to base number above. Example: 02RR03001S32) Note: Threads are 1/2" Diameter 13 NC

Wheel Diameter (Inches)	Type 1: 1" Long Option Code	Type 2: 1-1/2" Long Option Code	Type 3: 2-1/2" Long For Expandable Adapters Option Code
3	S32	S31	S33
3 1/2	SX2	SX1	SX3
4	S42	S41	S43
5	S52	S51	S53

Hollow Kingpin Swivel Rig



Hollow kingpin swivel rig available specify **YH** in place of wheel code (02YH03001S). Hole accommodates 1/2" fittings.

To order complete caster assembly, consult factory.

Expandable Adapter Kits (Fits any 13 NC threaded stem caster over 2-1/2" long)



Stem Description For	Kit Number
Round and Square Tubing	
3/4" to 7/8" (19.1mm to 22.2mm)	SX123200
7/8" to 1" (22.2mm to 25.4mm)	SX143200
1" to 1-1/8" (25.4mm to 28.6mm)	SX163200
1-1/8" to 1-1/4" (28.6mm to 31.8mm)	SX183200
1-1/4" to 1-1/2" (31.8mm to 38.1mm)	SX203200
1-1/2" to 1-3/4" (38.1mm to 44.5mm)	SX243200
1-3/4" to 2" (44.5mm to 50.8mm)	SX283200

Kits come in individual plastic bags and include nut, black rubber expander and white nylon spacer. Kits fit any 1/2" 13 NC threaded stem caster over 2-1/2" long.

To order pre-installed adapters consult factory.