

16 Series Medium Heavy Duty Casters

Made in the **USA**

CAPACITY TO 1250

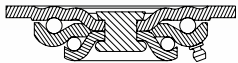


The 16 Series features a quality USA made rig and 3-year warranty, along with the most wheel and brake options in the industry. This quality lineup provides lasting value, all at a competitive price.

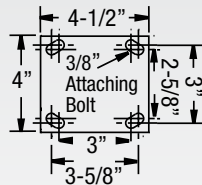
TYPICAL APPLICATIONS

- Shop/Distribution Carts
- Dollies
- Waste disposal trucks
- Warehouse trucks
- Floor Trucks

SWIVEL CROSS SECTION

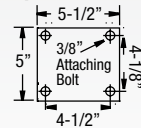


MOUNTING OPTIONS Standard Plate

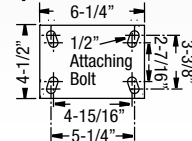


Special Order Plates

Optional D Plate



Optional K Plate




16 Series USA-made rigs with **3/4" kingpin** last **40% longer** than leading imports with 5/8" kingpin.

FEATURES

- All caster rigs and many wheels **now made in the USA**
- **3 Year** warranty
- **Improved zinc plated finish** for attractive appearance, better corrosion resistance and longer caster life
- **Bigger kingpin:** New bigger, stronger 3/4" kingpin on standard top plate
- **NSF Listed:** For food service and sanitation industry
- **Top Plate & Yoke Base:** Cold formed from 1/4" steel plate. Yoke base is notched for factory or field-installable 4-position swivel lock
- **Swivel Section:** Smooth formed, hardened double ball bearing raceways minimize ball indentation and wear
- **Fork Legs:** 1/4" steel, formed to increase strength and welded to yoke base
- **Axle:** 1/2" diameter hollow axle complete with lock nut with straight roller and Delrin bearings. Axle is solid with ball, plain bore, and Oillex bearings
- **Wheel seals:** Nylon seal retaining/thrust washers
- **Lubrication:** Zerk fitting in swivel section and in recessed head of hollow axle on straight roller and Delrin bearing wheels
- Alternate or custom caster configurations available

BEARING OPTIONS



Note: Wheel capacities can change with each bearing type. Consult factory.

RIG OPTIONS

- Upper/lower raceway rubber seals help protect casters
- Notched seal kit
- Optional overall heights
- **Stainless steel** versions available (see 05 Series)

ACCESSORIES

To order, add brake code below to end of model. Example: 16XS06201ST

Total Lock brake specify **T** (4" to 8" models) specify optional 7 1/2" (HS-60) overall height model if ordering 6"



Cam brake specify **CB1**

Face brake specify **FBE**



Face brake specify **FBA**

Swivel Lock (welded) specify **L** (not available with Total Lock brakes)



Hand operated field installable **swivel lock** order **SL160000** separately



Foot operated field installable **swivel lock** order **SL160002** separately

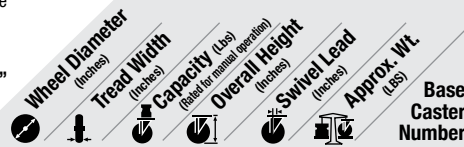


Raceway grease seals, specify **SS02**

Continue on next page >>


Continued from previous page

Base Swivel Caster
Number In Chart
For rigid models change "S"
to "R" at end of base
caster number.




POLYURETHANE MODELS

CG-MAX EFFICIENCY WHEEL™ Orange Round Polyurethane on Aluminum

AN	Wheel Diameter (inches)	Tread Width (inches)	Capacity (Lbs) (Rated for manual operation)	Overall Height (inches)	Swivel Lead (inches)	Approx. Wt. (Lbs)	Base Caster Number
	4	2	800	5 ⁵ / ₈	1 ¹¹ / ₁₆	5	16AN04228S
	5	2	1000	6 ¹ / ₂	1 ⁵ / ₈	6	16AN05228S
	6	2	1250	7 ¹ / ₄	1 ³ / ₄	7	16AN06228S
	8	2	1250	9 ¹ / ₂	1 ³ / ₄	9	16AN08228S


85 Shore A Standard Bearing: Precision Ball (28)
Learn more below with new patent pending top hats.

CG-MAX EFFICIENCY WHEEL™ Maroon Round Polyurethane on Aluminum

AX	Wheel Diameter (inches)	Tread Width (inches)	Capacity (Lbs) (Rated for manual operation)	Overall Height (inches)	Swivel Lead (inches)	Approx. Wt. (Lbs)	Base Caster Number
	4	2	800	5 ⁵ / ₈	1 ¹¹ / ₁₆	5	16AX04228S
	5	2	1000	6 ¹ / ₂	1 ⁵ / ₈	6	16AX05228S
	6	2	1250	7 ¹ / ₄	1 ³ / ₄	7	16AX06228S
	8	2	1250	9 ¹ / ₂	1 ³ / ₄	9	16AX08228S


85 Shore A Standard Bearing: Precision Ball (28)
Learn more below with new patent pending top hats.

Green Round Tread Polyurethane on Aluminum

PM	Wheel Diameter (inches)	Tread Width (inches)	Capacity (Lbs) (Rated for manual operation)	Overall Height (inches)	Swivel Lead (inches)	Approx. Wt. (Lbs)	Base Caster Number
	5	2	1000	6 ¹ / ₂	1 ⁵ / ₈	6	16PM05228S
	6	2	1250	7 ¹ / ₄	1 ³ / ₄	7	16PM06228S
	8	2	1250	9 ¹ / ₂	1 ³ / ₄	9	16PM08228S


95 Shore A Standard Bearing: Precision Ball (28).

Butterscotch Round Tread Polyurethane on Aluminum

PM 80A	Wheel Diameter (inches)	Tread Width (inches)	Capacity (Lbs) (Rated for manual operation)	Overall Height (inches)	Swivel Lead (inches)	Approx. Wt. (Lbs)	Base Caster Number
	5	2	1000	6 ¹ / ₂	1 ⁵ / ₈	6	16PM05228S80A
	6	2	1250	7 ¹ / ₄	1 ³ / ₄	7	16PM06228S80A
	8	2	1250	9 ¹ / ₂	1 ³ / ₄	9	16PM08228S80A


80 Shore A Standard Bearing: Precision Ball (28).
To Specify Rigid or Swivel, insert "R" or "S" before "80A".

Green Polyurethane Crowned Tread on Aluminum

PD	Wheel Diameter (inches)	Tread Width (inches)	Capacity (Lbs) (Rated for manual operation)	Overall Height (inches)	Swivel Lead (inches)	Approx. Wt. (Lbs)	Base Caster Number
	4	2	700	5 ⁵ / ₈	1 ¹¹ / ₁₆	5	16PD04201S
	5	2	1050	6 ¹ / ₂	1 ⁵ / ₈	5 ¹ / ₄	16PD05201S
	6	2	1230	7 ¹ / ₄	1 ³ / ₄	5 ³ / ₄	16PD06201S
	8	2	1250	9 ¹ / ₂	1 ³ / ₄	7	16PD08201S


Standard Bearing: Roller (01).

Economical Green Polyurethane on Iron

PI	Wheel Diameter (inches)	Tread Width (inches)	Capacity (Lbs) (Rated for manual operation)	Overall Height (inches)	Swivel Lead (inches)	Approx. Wt. (Lbs)	Base Caster Number
	4	2	700	5 ⁵ / ₈	1 ¹¹ / ₁₆	7	16PI04202S
	5	2	1000	6 ¹ / ₂	1 ⁵ / ₈	8	16PI05202S
	6	2	1200	7 ¹ / ₄	1 ³ / ₄	9 ³ / ₄	16PI06202S
	8	2	1250	9 ¹ / ₂	1 ³ / ₄	10	16PI08202S


Standard Bearing: Drawn Cup Roller (02).

Polyurethane on Polypropylene

XA	Wheel Diameter (inches)	Tread Width (inches)	Capacity (Lbs) (Rated for manual operation)	Overall Height (inches)	Swivel Lead (inches)	Approx. Wt. (Lbs)	Base Caster Number
	4	2	600	5 ⁵ / ₈	1 ¹¹ / ₁₆	4 ¹ / ₄	16XA04201S
	5	2	750	6 ¹ / ₂	1 ⁵ / ₈	4 ³ / ₄	16XA05201S
	6	2	900	7 ¹ / ₄	1 ³ / ₄	5 ¹ / ₂	16XA06201S
	8	2	1000	9 ¹ / ₂	1 ³ / ₄	7 ¹ / ₂	16XA08201S


Standard Bearing: Roller (01).

Eagle Polyurethane on Polypropylene

EG	Wheel Diameter (inches)	Tread Width (inches)	Capacity (Lbs) (Rated for manual operation)	Overall Height (inches)	Swivel Lead (inches)	Approx. Wt. (Lbs)	Base Caster Number
	4	2	600	5 ⁵ / ₈	1 ¹¹ / ₁₆	5 ³ / ₄	16EG04201S
	5	2	900	6 ¹ / ₂	1 ⁵ / ₈	5 ¹ / ₂	16EG05201S
	6	2	1100	7 ¹ / ₄	1 ³ / ₄	8	16EG06201S
	8	2	1200	9 ¹ / ₂	1 ³ / ₄	10 ¹ / ₄	16EG08201S


Standard Bearing: Roller (01).

Faultless K Solid Polyurethane

KW	Wheel Diameter (inches)	Tread Width (inches)	Capacity (Lbs) (Rated for manual operation)	Overall Height (inches)	Swivel Lead (inches)	Approx. Wt. (Lbs)	Base Caster Number
	4	2	700	5 ⁵ / ₈	1 ¹¹ / ₁₆	5	16KW04201S
	5	2	1000	6 ¹ / ₂	1 ⁵ / ₈	5 ¹ / ₂	16KW05201S
	6	2	1200	7 ¹ / ₄	1 ³ / ₄	6 ¹ / ₄	16KW06201S
	8	2	1250	9 ¹ / ₂	1 ³ / ₄	8	16KW08201S

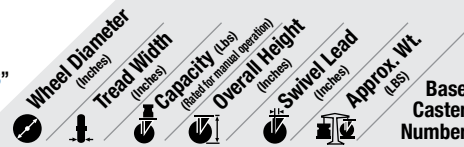
Standard Bearing: Roller (01).

V-Grooved Solid Polyurethane

XV	Wheel Diameter (inches)	Tread Width (inches)	Capacity (Lbs) (Rated for manual operation)	Overall Height (inches)	Swivel Lead (inches)	Approx. Wt. (Lbs)	Base Caster Number
	4	2	300	5 ⁵ / ₈	1 ¹¹ / ₁₆	4 ¹ / ₂	16XV04202S
	5	2	300	6 ¹ / ₂	1 ⁵ / ₈	5	16XV05202S
	6	2	300	7 ¹ / ₄	1 ³ / ₄	5 ¹ / ₄	16XV06202S
	8	2	300	9 ¹ / ₂	1 ³ / ₄	5 ³ / ₄	16XV08202S


Standard Bearing: Drawn Cup Roller (02).
Optional Bearings: Delrin (52) Change 02 above to 52.

Base Swivel Caster
Number In Chart
For rigid models change "S"
to "R" at end of base
caster number.




NYLON MODELS

Maxim® Glass Filled Nylon

NG	Wheel Diameter (inches)	Tread Width (inches)	Capacity (Lbs) (Rated for manual operation)	Overall Height (inches)	Swivel Lead (inches)	Approx. Wt. (Lbs)	Base Caster Number
	3 ¹ / ₄	2	700	4 ¹ / ₄	1 ³ / ₄	5	16NG03201S
	4	2	800	5 ⁵ / ₈	1 ¹¹ / ₁₆	5	16NG04201S
	5	2	1000	6 ¹ / ₂	1 ⁵ / ₈	5 ¹ / ₂	16NG05201S
	6	2	1200	7 ¹ / ₄	1 ³ / ₄	6 ¹ / ₄	16NG06201S
	8	2	1250	9 ¹ / ₂	1 ³ / ₄	8	16NG08201S


Standard Bearing: Roller (01).
Optional bearings: Drawn Cup Roller (02), Bronze (22), Pedestal Precision (29) and Delrin (51); change 01 above to optional bearing code.

Heavy Duty Glass Filled Nylon

DT	Wheel Diameter (inches)	Tread Width (inches)	Capacity (Lbs) (Rated for manual operation)	Overall Height (inches)	Swivel Lead (inches)	Approx. Wt. (Lbs)	Base Caster Number
	4	2	800	5 ⁵ / ₈	1 ¹¹ / ₁₆		16DT04201S
	5	2	1200	6 ¹ / ₂	1 ⁵ / ₈		16DT05201S
	6	2	1250	7 ¹ / ₄	1 ³ / ₄		16DT06201S
	8	2	1250	9 ¹ / ₂	1 ³ / ₄		16DT08201S

Standard Bearing: Roller (01).


High Temp Glass Filled Nylon

HT	Wheel Diameter (inches)	Tread Width (inches)	Capacity (Lbs) (Rated for manual operation)	Overall Height (inches)	Swivel Lead (inches)	Approx. Wt. (Lbs)	Base Caster Number
	4	2	800	5 ⁵ / ₈	1 ¹¹ / ₁₆		16HT04201S
	5	2	1000	6 ¹ / ₂	1 ⁵ / ₈		16HT05201S
	6	2	1200	7 ¹ / ₄	1 ³ / ₄		16HT06201S
	8	2	1250	9 ¹ / ₂	1 ³ / ₄		16HT08201S

Standard Bearing: Roller (01).


METAL MODELS

Cast Iron

CA	Wheel Diameter (inches)	Tread Width (inches)	Capacity (Lbs) (Rated for manual operation)	Overall Height (inches)	Swivel Lead (inches)	Approx. Wt. (Lbs)	Base Caster Number
	3 ¹ / ₄	2	700	4 ¹ / ₄	1 ³ / ₄	6 ³ / ₄	16CA03201S
	4	2	1000	5 ⁵ / ₈	1 ¹¹ / ₁₆	7	16CA04201S
	5	2	1250	6 ¹ / ₂	1 ⁵ / ₈	8	16CA05201S
	6	2	1250	7 ¹ / ₄	1 ³ / ₄	9 ³ / ₄	16CA06201S
	8	2	1250	9 ¹ / ₂	1 ³ / ₄	12 ¹ / ₂	16CA08201S

Standard Bearing: Roller (01).

V-Grooved Cast Iron

VG	Wheel Diameter (inches)	Tread Width (inches)	Capacity (Lbs) (Rated for manual operation)	Overall Height (inches)	Swivel Lead (inches)	Approx. Wt. (Lbs)	Base Caster Number
	4	2	800	5 ⁵ / ₈	1 ¹¹ / ₁₆	7	16VG04201S
	5	2	800	6 ¹ / ₂	1 ⁵ / ₈	8 ³ / ₄	16VG05201S
	6	2	1000	7 ¹ / ₄	1 ³ / ₄	9 ³ / ₄	16VG06201S

Standard Bearing: Roller (01).

Drive lasting results with CG-MAX EFFICIENCY WHEEL™



- Our most advanced polyurethane wheel
- ANSI:ICWM tested to outlast and outperform the competition
- Best-in-class ergonomics increase user safety and reduce fatigue
- Patent pending self-retaining top hats reduce environmental and assembly waste
- Debris resistant



Visit albiocasters.com/CG-MAX for additional information and CAD models.

Continue on next page >>

16 SERIES • CAPACITY TO 1250

MEDIUM HEAVY DUTY CASTERS

Continued from previous page

Base Swivel Caster
Number In Chart
For rigid models change "S"
to "R" at end of base
caster number.

Wheel Diameter (Inches) Tread Width (Inches) Capacity (Lbs) (Based on manual operation) Overall Height (Inches) Swivel Lead (Inches) Approx. Wt. (Lbs) Base Caster Number

Base Swivel Caster
Number In Chart
For rigid models change "S"
to "R" at end of base
caster number.

Wheel Diameter (Inches) Tread Width (Inches) Capacity (Lbs) (Based on manual operation) Overall Height (Inches) Swivel Lead (Inches) Approx. Wt. (Lbs) Base Caster Number

RUBBER MODELS

X-tra Soft Flat Tread on Polypropylene

XS	4	2	350	5 ⁵ / ₈	1 ¹¹ / ₁₆	5 ¹ / ₄	16XS04201S
	5	2	375	6 ¹ / ₂	1 ⁵ / ₈	5 ¹ / ₂	16XS05201S
	6	2	600	7 ¹ / ₄	1 ³ / ₄	6	16XS06201S
	8	2	675	9 ¹ / ₂	1 ³ / ₄	6 ¹ / ₂	16XS08201S

Standard Bearing: Roller (01).
Optional bearings: Precision Ball (28) and Delrin (51); change 01 above to optional bearing code.

X-tra Soft Round Tread on Polypropylene

XR	6	2	450	7 ¹ / ₄	1 ³ / ₄	5 ¹ / ₂	16XR06201S
	8	2	600	9 ¹ / ₂	1 ³ / ₄	6 ¹ / ₂	16XR08201S

Standard Bearing: Roller (01).
Optional bearings: Precision Ball (28) and Delrin (51); change 01 above to optional bearing code.

Neoprene Rubber Round Tread on Aluminum

NP	6	2	700	7 ¹ / ₄	1 ³ / ₄		16NP06228S
	8	2	700	9 ¹ / ₂	1 ³ / ₄		16NP08228S

Standard Bearing: Precision Ball (28).

Moldon Rubber on Cast Iron

MR	4	2	300	5 ⁵ / ₈	1 ¹¹ / ₁₆	5 ¹ / ₄	16MR04201S
	5	2	450	6 ¹ / ₂	1 ⁵ / ₈	5 ¹ / ₂	16MR05201S
	6	2	500	7 ¹ / ₄	1 ³ / ₄	8	16MR06201S
	8	2	600	9 ¹ / ₂	1 ³ / ₄	10 ¹ / ₄	16MR08201S

Standard Bearing: Roller (01).

Moldon Rubber on Aluminum

MD	6	2	550	7 ¹ / ₄	1 ³ / ₄	6	16MD06201S
	8	2	600	9 ¹ / ₂	1 ³ / ₄	6 ¹ / ₂	16MD08201S

Standard Bearing: Roller (01).

PNEUMATIC STYLE MODELS

Monoprene Semi-Pneumatic

SZ	6	2	250	7 ¹ / ₄	1 ³ / ₄	5 ¹ / ₂	16SZ06228S
	8	2	280	9 ¹ / ₂	1 ³ / ₄	6 ¹ / ₂	16SZ08228S

For grey tread specify "SV" wheel code (example 16SV05228S).
Standard Bearing: Precision Ball (28).

PHENOLIC MODELS

Phenolic

TM	3 ¹ / ₄	2	700	4 ¹ / ₄	1 ³ / ₄	4 ¹ / ₂	16TM03201S
	4	2	800	5 ⁵ / ₈	1 ¹¹ / ₁₆	5	16TM04201S
	5	2	1000	6 ¹ / ₂	1 ⁵ / ₈	5 ¹ / ₄	16TM05201S
	6	2	1200	7 ¹ / ₄	1 ³ / ₄	6 ¹ / ₄	16TM06201S
	8	2	1250	9 ¹ / ₂	1 ³ / ₄	8	16TM08201S

Standard Bearing: Roller (01).

POLYPROPYLENE MODELS

Glass Filled Polypropylene

RT	4	2	800	5 ⁵ / ₈	1 ¹¹ / ₁₆		16RT04201S
	5	2	1000	6 ¹ / ₂	1 ⁵ / ₈		16RT05201S
	6	2	1200	7 ¹ / ₄	1 ³ / ₄		16RT06201S
	8	2	1250	9 ¹ / ₂	1 ³ / ₄		16RT08201S

Standard Bearing: Roller (01).

High Temp Polypropylene

RW	4	2	500	5 ⁵ / ₈	1 ¹¹ / ₁₆	5	16RW04241S
	5	2	650	6 ¹ / ₂	1 ⁵ / ₈	5 ¹ / ₂	16RW05241S
	6	2	700	7 ¹ / ₄	1 ³ / ₄	6	16RW06241S
	8	2	900	9 ¹ / ₂	1 ³ / ₄	6 ¹ / ₂	16RW08241S

Standard Bearing: Plain Bore (41).

White Polypropylene

PW	4	2	450	5 ⁵ / ₈	1 ¹¹ / ₁₆	4 ¹ / ₂	16PW04241S
	5	2	550	6 ¹ / ₂	1 ⁵ / ₈	5	16PW05241S
	6	2	650	7 ¹ / ₄	1 ³ / ₄	6	16PW06241S

Standard Bearing: Plain Bore (41).

Polypropylene

PB	4	2	450	5 ⁵ / ₈	1 ¹¹ / ₁₆	4 ¹ / ₂	16PB04201S
	5	2	550	6 ¹ / ₂	1 ⁵ / ₈	5	16PB05201S
	6	2	750	7 ¹ / ₄	1 ³ / ₄	6	16PB06201S
	8	2	850	9 ¹ / ₂	1 ³ / ₄	5 ¹ / ₂	16PB08201S

Standard Bearing: Roller (01).
Optional bearings: Delrin (51) Bearings or plain bore (41); change 01 above to optional bearing code.

16 Series Wheel Selection Hints



- Polyurethane**
- Excellent multi-purpose wheels
 - Non-marking, floor protective
 - Excellent capacity, wear resistance, and strength
 - Various durometers, thicknesses



- Nylon**
- High load capacities
 - Impact resistant
 - Corrosion resistant
 - High-temp options



- Metal**
- High load capacities
 - Handles the most abuse
 - Impact resistant
 - Resistant to hot and cold temperatures



- Rubber/Pneumatic Style**
- Floor protection
 - Quiet mobility
 - Cost effective
 - Shock absorption



- Phenolic**
- High load capacities
 - Impact resistant
 - Economical
 - High-temp options



- Polypropylene**
- Most economical
 - Lightweight
 - High-temp options