

# **shepherd**<sup>®</sup>

*Your equipment deserves the best!*



innovation  in **motion**



[www.shepherdcasters.com](http://www.shepherdcasters.com)  
800-253-0868

### Our Promise to our Customers

Shepherd Caster will provide mobility solutions that meet our customers' needs through a combination of design excellence, quality manufacturing, global sourcing, and environmental responsibility. We are committed to the continued success of our customers, our employees and our communities. When you purchase a Shepherd Caster it's a matter of pride for us and trust for you.

## A Leading Supplier for over **60 Years**

Shepherd Caster is a leading designer of cutting edge mobility solutions for a variety of OEM markets and applications. For over 60 years we have prided ourselves on responding to our customers' needs with outstanding quality, on time delivery, and excellent value at competitive prices.

Our casters, found throughout a variety of industries including furniture, store fixture, medical, business machine and institutional—have long been a benchmark for quality and design in the industry. We have an experienced sales force and established global distribution network ready to assist you in finding the right solution that meets all of your mobility needs. If the right caster is not available among our thousands of standard products, we have the design expertise, manufacturing knowledge, and capability to create a custom solution to meet any of your requirements.



**Food Service Industry**  
Many Shepherd casters are NSF listed for use in the food services industry.



**Quality Certification**  
ISO 9001:2015  
Certificate Number:  
AGSUS-121313-1/5



**One-Year Limited Warranty**  
See "Terms of Use" at:  
[shepherdcasters.com](http://shepherdcasters.com) for details



# Our Company

Shepherd is a leading brand of Colson Group—the global leader in casters and wheels. Colson Group's unique and proprietary global footprint provides our customers with available services and capabilities unmatched by any other manufacturer.



- The most complete product offering in the world
- One-stop shopping for any application and budget
- Local service worldwide, ready for any business need
- The most experienced sales, engineering, manufacturing and quality teams
- The highest value for your caster dollar

## Design



Utilizing the latest in available technologies, our global design and engineering teams ensure every detail in performance, materials and aesthetics are delivered to meet customers' expectations and safety standards. From concept, to FEA and rapid prototyping—we bring your needs to reality.

## Manufacturing

With leading manufacturing facilities located around the world, Shepherd takes a strategic approach to manufacture our products in the regions that best support the needs of our customers.

We are proud to be the leaders in USA Made casters, and constantly strive to set the standards in caster manufacturing, innovation and automation.



## Quality



Industry leading test labs and global quality systems confirm our casters meet stringent quality standards. Our in-house capabilities ensure all designs meet or exceed industry standards (ANSI:ICWM standard) to keep your products safe and mobile.

## Service

Customer expectations and requirements are met through a combined success of teamwork, expertise, technology, and commitment to excellence in design and manufacturing.

Our leading teams of inside and outside sales support are the most experienced in the industry, and are positioned around the U.S. to provide local support for all of your caster needs. We are committed to providing the service and support that you can rely on every time.

## Online Drawings & CAD Models

**Save time** on your next design, and quickly download any of the casters you see in our catalog in your native CAD format. You can download **3D Models**, **2D Drawings** or **Data Sheets** for any of your design, procurement or quality needs.

**Download app or go to [www.shepherdcasters.com/CAD](http://www.shepherdcasters.com/CAD)**



**Mobile app** available on Apple App Store and Google Play. Search "Caster Cad 3D".

- **Quickly configure** caster models to your desired specifications
- Download the model in **your native CAD format**
- Know that you are adding a **viable product into your design**
- **Easily share** the drawing or data sheet with your team to keep everyone in the loop

# Contents

## Multi Purpose Casters



**Regent**  
Page 6-8



**Monarch**  
Page 9



**Institutional**  
Page 10-12



**General Duty**  
Page 13

## Low Profile Casters



**00 Series**  
Page 14



**BLS/BMS**  
Page 15



**BDS/BDR**  
Page 16

## Twin Wheel Casters



**Design Innovation**  
Page 27



**Softech**  
Page 28-29



**Ultima**  
Page 30-31



**Pacer**  
Page 32



**Source II**  
Page 33



**Chair**  
Page 34



**Genesis TW**  
Page 35

## Definitions and Components



**Nomenclature/Terms**  
Page 44-45



**Components**  
Page 46-47



**Wheels**  
Page 48-55



**Sockets**  
Page 56-57



**Glides & Accessories**  
Page 58

## Industry Favorites



**Regent**  
Page 6-8



**Institutional**  
Page 10-12



**Softech**  
Page 28-29



**Ball**  
Page 24-25



**00 Series**  
Page 14

# Contents

## Decorative Performance



**Omega**  
Page 17



**Razer**  
Page 18

## Single Wheel Plastic/Nylon Casters



**Eclipse**  
Page 19



**Optimus**  
Page 20



**Genesis**  
Page 21



**NG**  
Page 22-23



**Ball**  
Page 24-25



**Baron**  
Page 26

## Ball and Spherical Casters




**Twin Med**  
Page 36



**GRX**  
Page 37

## Specialty Casters



**Specialty Casters**  
Page 38-39

## Pemco Casters



**Shopping Cart**  
Page 40-41



**Pemco E-Line**  
Page 42-43

## Watch For ...



Made in the U.S.A.

Now you have the freedom to specify USA made casters!



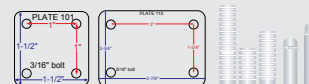
Environmentally friendly

Meets plating standards for environmentally safe products.



Casters with NSF seal are listed to be used in food industry by the National Sanitation Foundation.

## Fastening Information



**Fastenings**  
Page 59-67

## Popular USA Manufactured Casters



Made in the U.S.A.



**Regent**  
Page 6-8



**Monarch**  
Page 9



**00 Series**  
Page 14



**Pacer**  
Page 32



**Ball**  
Page 24-25

# Regent



- Made in the U.S.A.
- RoHS** Environmentally friendly
- NSF** listed

## Features

- Industry leading selection and overall value
- Fast deliveries for any order quantity
- High-strength & heat treated steel for increased durability and caster life
- Dual ball raceways
- RoHS compliant zinc plating for corrosion resistance
- Octagon washer on stem models for easy installation
- NSF approved (less thread guards)

## Applications


- Store fixtures
- Carts
- Institutional Equipment
- Food Service Equipment
- Furniture
- Janitorial Equipment
- Office Equipment
- Racks and Storage Equipment
- Medical Equipment

## Options

- **Brakes:** available on all sizes (see below and product pages for details).
- **Finishes:** Zinc plating standard; optional finishes available (see below).
- **Fastenings & Wheels:** additional fastening sizes and wheel options available. Consult factory.
- **1-5/8" Diameter Models:** see Mighty-Mite on page 38.



## Wheel Selection



	Polyolefin	Hard or Soft Rubber	Thermoplastic Rubber (TPR)	Polyurethane (TPU)	3" No-Matic	Vipor	MonoTech	5" Precision Bearing MonoTech
Floor Protection*	✓	✓	✓+	✓+	✓+	✓+	✓+	✓+
Non-Marking	✓	✓	✓+	✓+	✓+	✓+	✓+	✓+
Durability	✓+	✓	✓	✓+	✓	✓+	✓+	✓+
Cushioned Ride		✓+(soft)	✓	✓	✓+	✓	✓+	✓+
Chemical Resistance	✓+	✓	✓	✓+	✓	✓+	✓+	✓+

\*See page 48 for application details.

## Brake Selection



**Side Brakes** for 2", 2-1/2" and 3" models. Add **[B]** at end of model.



**Top Lock Brakes** 3" and 4" diameter models. Add **[TL]** at end of model. Not compatible with top plate models.



**Tread Lock Brakes** 4" and 5" models. Add **[B]** at end of model.



**Side Brakes** 4" and 5" models. Add **[SB]** at end of model.

## Finish Options

Replace standard Zinc **[ZN]** in Part Number with appropriate finish code. Minimum order quantities may apply.



## Socket Options

Shepherd has many solutions to help you mount your casters to your equipment quickly and easily. See pages 56-57 for more information.



Connects casters to wood



Connects casters to round tubes



Connects casters to square tubes



Weldable caster mount



Metal T nut



Connect casters to PVC pipe legs



Connect casters to threaded pipes



Corner brackets

Regent continues next page



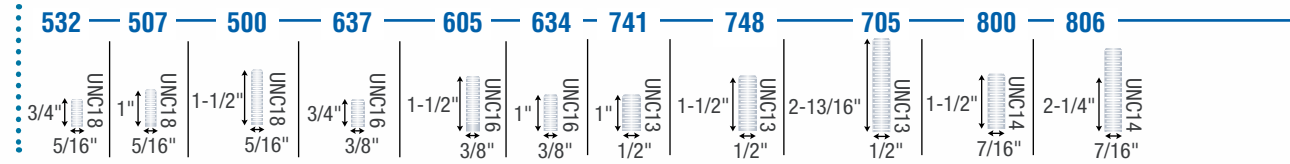
## Stem Models

Plate Models on Next Page

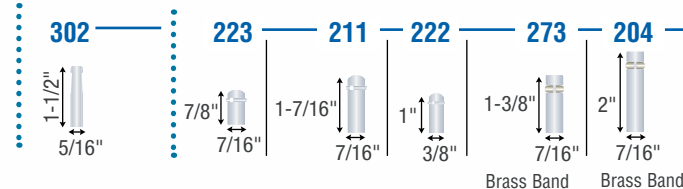
Wheel Diameter (Inches)	Tread Width (Inches)	Mounting Height (Inches)	Swivel Radius (Inches)	Tread Type	Dynamic Load (Pounds)	Base Model Number (Add fastening code)	Fastening Selection*
2"	13/16"	2-5/8"	1-15/16" Side Brake: 2-1/8"	Soft Rubber	80	PRE20___ZN-3R	<b>Threaded: 532, 507, 500, 637, 605, 634</b> <b>Grip Neck: 302</b> <b>Grip Ring: 223, 211, 222, 273</b>
				Thermoplastic Rubber	80	PRE20___ZN-TPR	
				Hard Rubber	90	PRE20___ZN-3H	
				Polyurethane	90	PRE20___ZN-TPU	
				Solid Wall Polyolefin	90	PRE20___ZN-3ES	
				Polyolefin	90	PRE20___ZN-3E	
				Vipor	90	PRE20___ZN-VPR01(CG)	
2-1/2"	13/16"	3-1/8"	Swivel & Side Brake: 2-1/8"	Soft Rubber	80	PRE25___ZN-3R	<b>Threaded: 532, 507, 500, 637, 634, 605</b> <b>Grip Neck: 302</b> <b>Grip Ring: 223, 211, 222, 273</b>
				Thermoplastic Rubber	80	PRE25___ZN-TPR	
				Hard Rubber	95	PRE25___ZN-3H	
				Polyurethane	95	PRE25___ZN-TPU	
				Polyolefin	95	PRE25___ZN-3E	
3"	13/16"	3-1/2"	Swivel and Side Brake: 2-1/2" Top Lock Brake: 3-5/16"	Soft Rubber	110	PRE30___ZN-3R	<b>Threaded: 532, 507, 500, 637, 634, 605, 748</b> <b>Grip Neck: 302</b> <b>Grip Ring: 223, 211, 222, 273</b>
				Thermoplastic Rubber	110	PRE30___ZN-TPR	
				No-Matic	110	PRE30___ZN-NOM	
				Hard Rubber	120	PRE30___ZN-3H	
				Polyurethane	120	PRE30___ZN-TPU	
				Polyolefin	120	PRE30___ZN-3E	
				MonoTech	120	PRE30___ZN-MNT	
				Vipor	120	PRE30___ZN-VPR01(CG)	
4"	15/16"	4-3/4"	3-7/16" Side Brake: 3-1/2" Top Lock Brake: 4-1/16"	Soft Rubber	125	PRE40___ZN-3R	<b>Threaded: 605, 741, 748, 705, 800, 806</b> <b>Grip Ring: 211, 273, 204</b> <b>Expanding Adapter: 440-455</b>
				Thermoplastic Rubber	125	PRE40___ZN-TPR	
				Hard Rubber	150	PRE40___ZN-3H	
				Polyurethane	150	PRE40___ZN-TPU	
				Polyolefin	150	PRE40___ZN-3E	
				MonoTech	150	PRE40___ZN-MNT	
				Vipor	120	PRE40___ZN-VPR01(CG)	
5"	15/16"	5-3/4"	Swivel & Brake: 4-1/8"	Soft Rubber	130	PRE50___ZN-3R	<b>Threaded: 605, 741, 748, 705, 800, 806</b> <b>Grip Ring: 211, 273, 204</b> <b>Expanding Adapter: 440-455</b>
				Thermoplastic Rubber	130	PRE50___ZN-TPR	
				Hard Rubber	150	PRE50___ZN-3H	
				Polyurethane	150	PRE50___ZN-TPU	
				Polyolefin	150	PRE50___ZN-3E	
				MonoTech	160	PRE50___ZN-MNT	
				MonoTech Precision Bearing	160	PRE50___ZN-MNT33(GG)	

\*To order, include blue fastener code in **Base Model Number**. Example: PRE40**605**ZN-3R ▲

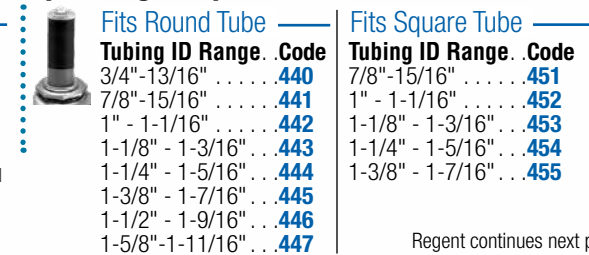
### Threaded Stem



### Grip Neck Grip Ring Stem



### Expanding Adapter Stem



Regent continues next page



**Side Brakes** for 2", 2-1/2" and 3" models. Add [B] at end of model.

**Top Lock Brakes** 3" and 4" diameter models. Add [TL] at end of model.

**Tread Lock Brakes** 4" and 5" models. Add [B] at end of model.

**Side Brakes** 4" and 5" models. Add [SB] at end of model.

# Regent

Continued from previous page



Swivel Top Plate



Rigid Top Plate

## Top Plate Models

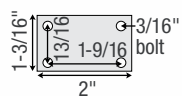
Stem Models on Previous Page

Wheel Diameter (Inches)	Tread Width (Inches)	Mounting Height (Inches)	Swivel Radius (Inches)	Tread Type	Dynamic Load (Pounds)	Swivel Base Model Number (Add fastener code)	Rigid Base Model Number	Fastening Selection*
2"	13/16"	2-5/8"	1-15/16" Side Brake: 2-1/8"	Soft Rubber	80	PRE20___ZN-3R		<b>Swivel: 113, 108</b>
				Thermoplastic Rubber	80	PRE20___ZN-TPR		
				Hard Rubber	90	PRE20___ZN-3H		
				Polyurethane	90	PRE20___ZN-TPU		
				Solid Wall Polyolefin	90	PRE20___ZN-3ES		
				Polyolefin	90	PRE20___ZN-3E		
				Vipor	90	PRE20___ZN-VPR01(CG)		
2-1/2"	13/16"	3-1/8"	Swivel & Side Brake: 2-1/8"	Soft Rubber	80	PRE25___ZN-3R		<b>Swivel: 113, 108</b>
				Thermoplastic Rubber	80	PRE25___ZN-TPR		
				Hard Rubber	95	PRE25___ZN-3H		
				Polyurethane	95	PRE25___ZN-TPU		
				Polyolefin	95	PRE25___ZN-3E		
3"	13/16"	3-1/2"	Swivel and Side Brake: 2-1/2" Top Lock Brake: 3-5/16"	Soft Rubber	110	PRE30___ZN-3R	PRI30120ZN-3R	<b>Swivel: 113, 108, 120 Rigid: 120</b>
				Thermoplastic Rubber	110	PRE30___ZN-TPR	PRI30120ZN-TPR	
				No-Matic	110	PRE30___ZN-NOM	PRI30120ZN-NOM	
				Hard Rubber	120	PRE30___ZN-3H	PRI30120ZN-3H	
				Polyurethane	120	PRE30___ZN-TPU	PRI30120ZN-TPU	
				Polyolefin	120	PRE30___ZN-3E	PRI30120ZN-3E	
				MonoTech	120	PRE30___ZN-MNT	PRI30120ZN-MNT	
				Vipor	120	PRE30___ZN-VPR01(CG)	PRI30120ZN-VPR01(CG)	
4"	15/16"	4-7/8"	3-7/16" Side Brake : 3-1/2" Top Lock Brake: 4-1/16"	Soft Rubber	125	PRE40___ZN-3R	PRI40120ZN-3R	<b>Swivel: 120 Rigid: 120</b>
				Thermoplastic Rubber	125	PRE40___ZN-TPR	PRI40120ZN-TPR	
				Hard Rubber	150	PRE40___ZN-3H	PRI40120ZN-3H	
				Polyurethane	150	PRE40___ZN-TPU	PRI40120ZN-TPU	
				Polyolefin	150	PRE40___ZN-3E	PRI40120ZN-3E	
				MonoTech	150	PRE40___ZN-MNT	PRI40120ZN-MNT	
				Vipor	120	PRE40___ZN-VPR01(CG)	PRI40120ZN-VPR01(CG)	
5"	15/16"	5-7/8"	Swivel & Side Brake: 4-1/8"	Soft Rubber	130	PRE50___ZN-3R	PRI50120ZN-3R	<b>Swivel: 120 Rigid: 120</b>
				Thermoplastic Rubber	130	PRE50___ZN-TPR	PRI50120ZN-TPR	
				Hard Rubber	150	PRE50___ZN-3H	PRI50120ZN-3H	
				Polyurethane	150	PRE50___ZN-TPU	PRI50120ZN-TPU	
				Polyolefin	150	PRE50___ZN-3E	PRI50120ZN-3E	
				MonoTech	160	PRE50___ZN-MNT	PRI50120ZN-MNT	
				MonoTech Precision Bearing	160	PRE50___ZN-MNT33(GG)	PRI50120ZN-MNT33(GG)	

\*To order, include blue fastener code in Base Model Number. Example: PRE30**113**ZN-3R

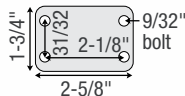
### Swivel Top Plate

113

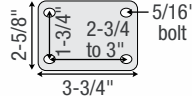


Note: 113 plate is not NSF listed for food service industry.

108

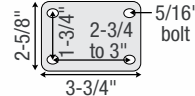


120



### Rigid Top Plate

120



**Side Brakes** for 2", 2-1/2" and 3" models. Add [B] at end of model.



**Tread Lock Brakes** 4" and 5" models. Add [B] at end of model.



**Side Brakes** 4" and 5" models. Add [SB] at end of model.





# Monarch Hooded Casters

## Features

- Extended hood helps prevent pinch points and material entanglement
- Zinc finish
- Double ball bearing raceways
- Octagon washer on threaded stem for easy installation
- Heat treated

## Applications


- Fixtures
- Institutional Equipment
- Equipment Carts
- Furniture
- Mechanical Creepers
- Seating
- Medical Equipment

## Options

- **Finishes:** Zinc plating standard; optional finishes available by special order. Consult factory for details.
- **Fastenings:** Others sizes available by special order; consult factory.



## Wheel Selection



	Polyolefin	Hard or Soft Rubber	Thermoplastic Rubber	Polyurethane Tread	3" No-Matic	Viper	MonoTech
Floor Protection <sup>1</sup>	✓	✓	✓+	✓+	✓+	✓+	✓+
Non-Marking	✓	✓	✓	✓	✓	✓	✓
Durability	✓+	✓	✓	✓+	✓	✓+	✓+
Cushioned Ride		✓+(soft)	✓	✓	✓+	✓	✓+
Chemical Resistance	✓+	✓	✓	✓+	✓	✓+	✓+

<sup>1</sup>See page 48 for application details.

Wheel Diameter (Inches)	Tread Width (Inches)	Mounting Height (Inches)	Swivel Radius (Inches)	Tread Type	Dynamic Load (Pounds)	Base Model Number (Add fastening code)	Fastening Selection <sup>2</sup>					
2"	13/16"	2-5/8"	2-1/16"	Soft Rubber	80	PMN20___ZN-3R	<b>Threaded: 507, 605</b> <b>Grip Ring: 223, 211</b> <b>Grip Neck: 302</b> <b>Plate: 113, 108</b>					
				TPR	80	PMN20___ZN-TPR						
				Hard Rubber	90	PMN20___ZN-3H						
				Polyurethane	90	PMN20___ZN-TPU						
				Solid Wall Polyolefin	90	PMN20___ZN-3ES						
				Polyolefin	90	PMN20___ZN-3E						
				Viper	90	PMN20___ZN-VPR01(CG)						
2-1/2"	13/16"	3-1/8"	2-1/8"	Soft Rubber	80	PMN25___ZN-3R	<b>Threaded: 507, 605</b> <b>Grip Ring: 223, 211</b> <b>Plate: 113, 108</b>					
				TPR	80	PMN25___ZN-TPR						
				Hard Rubber	95	PMN25___ZN-3H						
				Polyurethane	95	PMN25___ZN-TPU						
				Polyolefin	95	PMN25___ZN-3E						
				3"	13/16"	3-1/2"		2-1/2"	Soft Rubber	110	PMN30___ZN-3R	<b>Threaded: 507, 605</b> <b>Grip Ring: 223, 211</b> <b>Plate: 113, 108</b>
									TPR	110	PMN30___ZN-TPR	
No-Matic	110	PMN30___ZN-NOM										
Hard Rubber	120	PMN30___ZN-3H										
Polyurethane	120	PMN30___ZN-TPU										
Polyolefin	120	PMN30___ZN-3E										
MonoTech	120	PMN30___ZN-MMNT										
Viper	120	PMN30___ZN-VPR01(CG)										

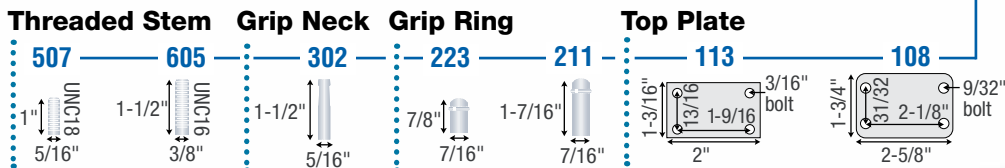


## Socket Options

Shepherd has many solutions to help you mount your casters to your equipment quickly and easily. See pages 56-57 for more information.



<sup>2</sup>To order, include blue fastener code in **Base Model Number**. Example: PMN20**605**ZN-3R



# Institutional Series



**RoHS**  
Environmentally friendly

**NSF** listed

## Features

- Constructed of high-strength steel for added durability
- Raceway dust cap for increased caster life and performance
- NSF approved (less thread guards)
- Dual ball bearing raceway
- Durable zinc finish
- 3/8" diameter nut and bolt axle
- Full and partial thread guard options help prevent debris from entangling wheel

## Applications

- Store Fixtures
- Storage Equipment
- Utility Carts
- Institutional Equipment
- Office Equipment
- Food Service
- Material Handling Equipment
- Hospitality Carts

## Options

- **Brakes:** various brakes available on all sizes (see below and product pages for details).
- **Finishes:** Zinc plating standard; optional finishes available. Consult factory.
- **Fastenings & Wheels:** additional fastening sizes and wheel options available. Consult factory.

## Wheel Selection



All sizes/colors now available with Full or Partial thread guards.

Floor Protection*	✓	✓	✓+	✓+	✓+	✓+	✓+	✓+	✓+
Non-Marking	✓	✓	✓+	✓+	✓+	✓+	✓+	✓+	
Durability	✓+	✓	✓+	✓	✓+	✓+	✓+	✓	✓
Cushioned Ride		✓+(soft)	✓+	✓	✓	✓	✓	✓+	✓+
Chemical Resistance	✓+	✓	✓+	✓	✓	✓	✓	✓	✓

\*See page 48 for application details.

## MonoTech Facts

1. Provides ultimate floor protection and a quiet, cushioned ride.
2. Rolls over obstacles with ease.
3. Will not flat spot and is excellent on any floor type.
4. Rejects floor debris, including metal shavings and glass.
5. **USA Made.**



Conductive wheels now available! Consult factory.

### Top Lock Brake

Available on all sizes and fastenings.

## Brake Selection

### Tread Lock Brake

Side access tread lock. Available on all sizes and fastenings.



### Total Lock Brake

Locks both swivel and wheel. Available on all sizes and fastenings.



### Direction Lock Brake

Locks swivel only for easy tracking. Available on 5" wheel diameter plate models only.



### Top Lock Brake

Easy access tread lock. Available on 3", 3-1/2", 4" and 5" wheel diameter models.



## Socket Options

Shepherd has many solutions to help you mount your casters to your equipment quickly and easily. See pages 56-57 for more information.



Connects casters to wood



Connects casters to round tubes



Connect casters to PVC pipe legs



Connects casters to square tubes



Connect casters to threaded pipes



Corner brackets



Weldable caster mount

# Institutional Series

Continued from previous page



5" and 6" Models Continue on Next Page

Wheel Diameter (Inches)	Tread Width (Inches)	Mounting Height (Inches)	Swivel Radius (Inches)	Tread Type	Bearing Type	Thread Guard Type	Dynamic Load (Pounds)	Base Model Number (Add fastening code)	Fastening Selection*	
3"	1-1/4"	Stem: 4-1/8" Plate: 4-1/4"	Swivel & Tread Lock Brake: 2-7/8"	Soft Rubber	Plain	None	150	PGS30___ZN-SFR01(KK)	<b>Threaded: 741, 748, 705</b> <b>Grip Ring: 291, 273</b> <b>Expanding Adapter: 440-455</b> <b>Hollow Kingpin: 400</b> <b>Plate: 120, 149, 162</b>	
				Hard Rubber	Plain	None	210	PGS30___ZN-HDR01(KK)		
				TPR	Precision	Full	210	PGS30___ZN-TPR33(GG)		
				TPR	Delrin	None	210	PGS30___ZN-TPR11(GG)		
				Polyolefin	Plain	None	250	PGS30___ZN-POD01(KK)		
		Top Lock/Total Lock Brake: 4-3/8"	TPU (Blue)	Precision	Full	250	PGS30___ZN-TPU33(BG)			
			TPU (Grey)	Precision	Full	250	PGS30___ZN-TPU33(GG)			
			Stem: 4-5/8" Plate: 4-3/4"	Swivel & Tread Lock Brake: 3"	Soft Rubber	Plain	None	150		PGS35___ZN-SFR01(KK)
					Hard Rubber	Plain	None	250		PGS35___ZN-HDR01(KK)
					TPR	Delrin	None	250		PGS35___ZN-TPR11(GG)
TPR	Ball	Partial			250	PGS35___ZN-TPR22(GG)				
MonoTech (Flat)	Precision	Partial			250	PGS35___ZN-FMT32(GG)				
Top Lock/Total Lock Brake: 4-3/8"	MonoTech (Flat)	Delrin		None	250	PGS35___ZN-FMT11(GG)				
	Urethane (Blue)	Ball		Partial	275	PGS35___ZN-TPU22(BG)				
	Urethane (Grey)	Ball		Partial	275	PGS35___ZN-TPU22(GG)				
	Stem: 5-1/8" Plate: 5-1/4"	Standard Swivel & Tread Lock Brake: 3-3/8"		Soft Rubber	Plain	None	165	PGS40___ZN-SFR01(KK)		
				MonoTech (Donut)	Precision	Partial	250	PGS40___ZN-DMT32(GG)		
MonoTech (Donut)			Delrin	None	250	PGS40___ZN-DMT11(GG)				
Hard Rubber			Plain	None	255	PGS40___ZN-HDR01(KK)				
TPR			Precision	Full	260	PGS40___ZN-TPR33(GG)				
TPR			Precision	Partial	260	PGS40___ZN-TPR32(GG)				
TPR			Delrin	None	260	PGS40___ZN-TPR11(GG)				
Polyolefin			Plain	None	275	PGS40___ZN-POD01(KK)				
Top Lock/Total Lock Brake: 4-3/8"			MonoTech (Flat)	Precision	Partial	300	PGS40___ZN-FMT32(GG)			
			MonoTech (Flat)	Delrin	None	300	PGS40___ZN-FMT11(GG)			
	TPU (Blue)	Precision	Full	300	PGS40___ZN-TPU33(BG)					
	TPU (Blue)	Precision	Partial	300	PGS40___ZN-TPU32(BG)					
TPU (Grey)	Precision	Full	300	PGS40___ZN-TPU33(GG)						
	Precision	Partial	300	PGS40___ZN-TPU32(GG)						



**Tread lock brake add [TB]** at end of model.



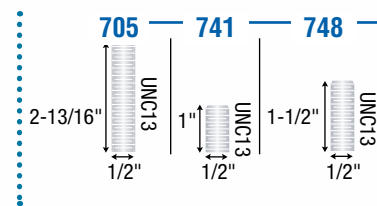
**Top lock brake add [TL]** at end of model.



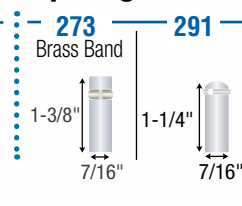
**Total lock brake** (all models) change 3rd digit to "T." Example: PGT40741ZN-DMT32(GG).

\*To order, include **blue** fastener code in **Base Model Number**. Example: PGS30**741**ZN-SFR01(KK) ▲


### Threaded Stem



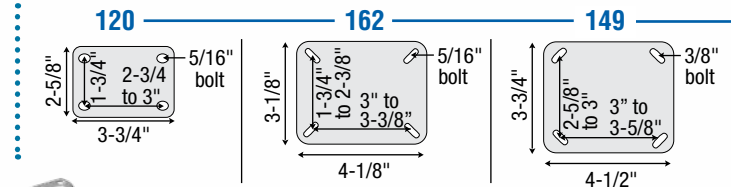
### Grip Ring Stem



### Expanding Adapter Stem



### Top Plate



### Hollow Kingpin



**Note:** The following brakes are not available for the 162 and 149 plates: Top Lock, Total Lock, and Direction Lock Brakes.



**Rigid plate:** change 3rd digit to "R." Example: PGR40120ZN-FMT32(GG).

# Institutional Series

Continued from previous page



3" to 4" Models on Previous Page

Wheel Diameter (Inches)	Tread Width (Inches)	Mounting Height (Inches)	Swivel Radius (Inches)	Tread Type	Bearing Type	Thread Guard Type	Dynamic Load (Pounds)	Base Model Number (Add fastener code)	Fastening Selection*
5"	1-1/4"	Stem: 6-1/8" Plate: 6-1/4"	Swivel & Tread Lock Brake: 3-7/8" Top Lock/Direction/Total Lock Brake: 4-3/8"	Soft Rubber	Plain	None	200	PGS50...ZN-SFR01(KK)	<b>Threaded: 741, 748, 705</b> <b>Grip Ring: 291, 273</b> <b>Expanding Adapter: 440-455</b> <b>Hollow Kingpin: 400</b> <b>Plate: 120, 149, 162, 195</b>
				Hard Rubber	Plain	None	280	PGS50...ZN-HDR01(KK)	
				TPR	Precision	Full	280	PGS50...ZN-TPR33(GG)	
				TPR	Precision	Partial	280	PGS50...ZN-TPR32(GG)	
				TPR	Delrin	None	280	PGS50...ZN-TPR11(GG)	
				Polyolefin	Plain	None	300	PGS50...ZN-POD01(KK)	
				MonoTech (Donut)	Precision	Partial	300	PGS50...ZN-DMT32(GG)	
				MonoTech (Donut)	Delrin	None	300	PGS50...ZN-DMT11(GG)	
				TPU (Blue)	Precision	Full	315	PGS50...ZN-TPU33(BG)	
				TPU (Blue)	Precision	Partial	315	PGS50...ZN-TPU32(BG)	
				TPU (Grey)	Precision	Full	315	PGS50...ZN-TPU33(GG)	
				TPU (Grey)	Precision	Partial	315	PGS50...ZN-TPU32(GG)	
				MonoTech (Flat)	Precision	Partial	325	PGS50...ZN-FMT32(GG)	
				MonoTech (Flat)	Delrin	None	325	PGS50...ZN-FMT11(GG)	
				Pneumatic (Black)	Ball	None	150	PGS60...ZN-PNU21(KG)	
				No-Matic (Black)	Ball	None	150	PGS60...ZN-NOM21(KG)	
6"	1-1/4"	Stem: 7-1/8" Plate: 7-1/4"	Swivel & Tread Lock Brake: 4-1/2" Top Lock/Total Lock Brake: 4-3/8"	TPR	Precision	Full	300	PGS60...ZN-TPR33(GG)	<b>Threaded: 741, 748</b> <b>Grip Ring: 273</b> <b>Expanding Adapter: 440-455</b> <b>Hollow Kingpin: 400</b> <b>Plate: 120</b>
				TPR	Precision	Partial	300	PGS60...ZN-TPR32(GG)	
				TPU (Grey)	Precision	Full	325	PGS60...ZN-TPU33(GG)	
				TPU (Grey)	Precision	Partial	325	PGS60...ZN-TPU32(GG)	
				Vipor	Ball	None	300	PGS60...ZN-VPR21(GG)	
				MonoTech (Donut)	Precision	Partial	325	PGS60...ZN-DMT32(GG)	
				MonoTech (Donut)	Delrin	None	325	PGS60...ZN-DMT11(GG)	

\*To order, include blue fastener code in Base Model Number. Example: PGS50741ZN-SFR01(KK) ▲



**Tread lock brake** add [TB] at end of model.



**Top lock brake** add [TL] at end of model.

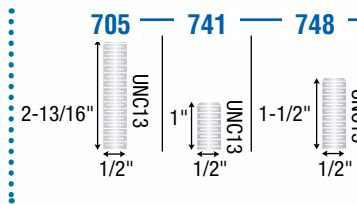


**Total lock brake** (all models) change 3rd digit to "T." Example: PGT50741ZN-DMT32(GG).

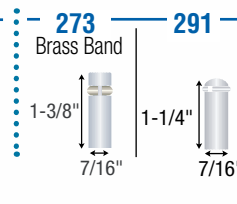


**Direction lock brake** (5" plate models) change 3rd digit to "D" Example: PGD50120ZN-TPU33(BG).


## Threaded Stem



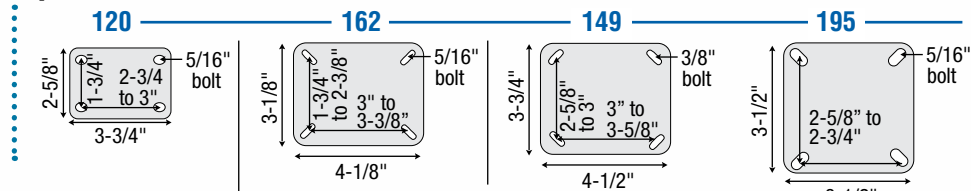
## Grip Ring Stem



## Expanding Adapter Stem



## Top Plate



**Note:** The following brakes are not available for the 162, 149, and 195 plates: Top Lock, Total Lock, and Direction Lock Brakes.

## Hollow Kingpin



**Rigid plate:** change 3rd digit to "R." Example: PGR50120ZN-FMT32(GG).

# General Duty

## Features

- Economical mobility solution
- Zinc finish
- RoHS Compliant
- Single race
- Nut and bolt axle
- Nickel plated kingpin for smooth swivel

## Applications

- Store Fixtures
- Furniture
- Material Handling
- Institutional Equipment
- Industrial Equipment

## Options

- Brake: available on all swivel models (excludes steel wheel tread types). Add **[B]** to end of model number.

**RoHS**  
Environmentally friendly

**NSF** listed



## Wheel Selection



Soft Rubber  
(Black)



Hard Rubber  
(Dark Grey)



Polyolefin

Wheel Diameter (Inches)	Tread Width (Inches)	Mounting Height (Inches)	Swivel Radius (Inches)	Tread Type	Dynamic Load (Pounds)	Swivel Top Plate Model Number	Rigid Top Plate Model Number	Fastening Selection <small>See page 60-62 for General Duty plate drawings.</small>
2"	13/16"	2-1/2"	1-13/16" Brake: 2-1/8"	Soft Rubber (Black)	90	PSQ20112ZN-3R	PRQ20122ZN-3R	<b>112 Swivel:</b> 1-7/8" x 2-9/16" <b>122 Rigid:</b> 1-1/2" x 2-21/32" <b>Bolt Spacing:</b> (15/16" x 2-1/8") <b>1/4" Bolt</b>
				Polyolefin	125	PSQ20112ZN-3E	PRQ20122ZN-3E	
				Hard Rubber (Dark Grey)	125	PSQ20112ZN-3H	PRQ20122ZN-3H	
2-1/2"	1-1/8"	3-1/4"	2-1/4" Brake: 2-3/4"	Soft Rubber (Black)	100	PSQ25115ZN-3R	PRQ25123ZN-3R	<b>115 Swivel:</b> 2-3/4" x 3-7/8" <b>Bolt Spacing:</b> (1-3/4" x 3") <b>123 Rigid:</b> 2-1/8" x 4-3/8" <b>Bolt Spacing:</b> (1-1/16" x 3-1/2") <b>5/16" Bolt</b>
				Polyolefin	175	PSQ25115ZN-3E	PRQ25123ZN-3E	
				Hard Rubber (Dark Grey)	175	PSQ25115ZN-3H	PRQ25123ZN-3H	
3"	1-1/4"	3-13/16"	2-5/8" Brake: 3-1/4"	Soft Rubber (Black)	150	PSQ30119ZN-3R	PRQ30124ZN-3R	<b>119 Swivel:</b> 3-1/8" x 4-1/8" <b>Bolt Spacing:</b> (2-3/8" x 3-3/8" to 3-7/16") <b>124 Rigid:</b> 2-5/16" x 4-7/8" <b>Bolt Spacing:</b> (1-3/16" x 4") <b>5/16" Bolt</b>
				Polyolefin	210	PSQ30119ZN-3E	PRQ30124ZN-3E	
				Hard Rubber (Dark Grey)	225	PSQ30119ZN-3H	PRQ30124ZN-3H	
4"	1-3/8"	5"	3-7/16" Brake: 3-9/16"	Soft Rubber (Black)	200	PSQ40121ZN-3R	PRQ40125ZN-3R	<b>121 Swivel:</b> 4" x 5-1/8" <b>Bolt Spacing:</b> (3" x 4") <b>125 Rigid:</b> 3-1/16" x 6-1/8" <b>Bolt Spacing:</b> (1-3/4" x 5") <b>3/8" Bolt</b>
				Polyolefin	250	PSQ40121ZN-3E	PRQ40125ZN-3E	
				Hard Rubber (Dark Grey)	300	PSQ40121ZN-3H	PRQ40125ZN-3H	



**Friction Brake**  
Available on swivel models except steel wheel. Add **[B]** at end of model.

# 00 Series Low Profile



## Features

- Industry leading selection and overall value
- Fast deliveries for any order quantity
- Sleek, low profile design
- Up to 300 lb. capacity per caster
- Dual ball bearing raceways for smooth and dependable swivel
- Models with polyolefin log wheel are NSF approved

## Applications

- Electronic Equipment
- Business Machines
- Store Fixtures
- Laboratory Equipment
- Vending Machines
- Dolly Solutions
- Refrigeration Units

## Options

- **Side Lock Brake:** Available on all 2" models. To order, add **[B]** to end of model.
- **Thumb Screw Brake:** Available by special order; consult factory for details.
- **Finishes:** Zinc plating standard; optional finishes available. Consult factory.



## Wheel Selection



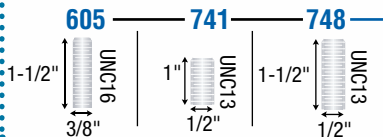
Floor Protection <sup>1</sup>	✓+	✓+	✓	✓	✓
Non-Marking	✓	✓+	✓	✓	✓
Durability	✓	✓	✓	✓+	✓+
Cushioned Ride	✓+	✓	✓	✓	✓+
Chemical Resistance	✓	✓	✓	✓+	✓+

<sup>1</sup>See page 48 for application details.

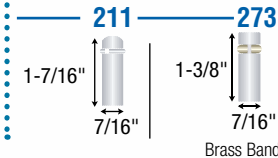
Wheel Diameter (Inches)	Tread Width (Inches)	Mounting Height (Inches)	Swivel Radius (Inches)	Tread Type	Dynamic Load (Pounds)	Base Model Number (Add fastener code)	Fastening Selection <sup>2</sup>
1-7/16"	1-11/16"	Stem: 2-1/8" Plate: 2-3/16"	1-3/4"	Polyolefin Log (Black)	150	C0014___ZN-POL01(KK)	<b>Threaded: 605, 741, 748</b> <b>Grip Ring: 211, 273</b> <b>Plate: 120</b>
2"	Dual (each): 13/16" Log: 1-13/16"	Stem: 2-3/4" Plate: 2-15/16"	2" Brake: 2-15/16"	Soft Rubber Dual (Dark Grey)	180	C0020___ZN-SFR01(GG)	<b>Threaded: 605, 741, 748</b> <b>Grip Ring: 211, 273</b> <b>Plate: 120</b>
				TPR Dual (Grey)	180	C0020___ZN-TPR01(GG)	
				Hard Rubber Dual (Loden Grey)	225	C0020___ZN-HDR01(GG)	
				Polyolefin Dual (Black)	225	C0020___ZN-POS01(KK)	
				Polyolefin Log (Black)	300	C0020___ZN-POL01(KK)	

<sup>2</sup>To order, include **blue** fastener code in **Base Model Number**. Example: C0020**605**ZN-SFR01(GG) ▲

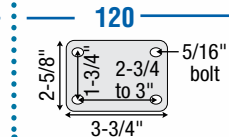
## Threaded Stem



## Grip Ring Stem



## Top Plate



## Socket Options

Shepherd has many solutions to help you mount your casters to your equipment quickly and easily. See pages 56-57 for more information.



Side Lock Brake: To order, add **[B]** to end of model.



New ultra low profile 1-7/16" diameter model now available.



# BLS/BMS Series Low Profile

## Features

- Designed to achieve the highest load capacity in a sleek, low profile design
- Heavy gauge steel for maximum durability
- Innovative wheel materials for ease of mobility and trusted performance
- RoHS Compliant

## Applications

- Copiers
- Business Machines
- Vending Machines
- Computer Storage Devices
- Refrigerated Displays
- Electronics Cabinets
- Vending Machines
- Dolly Solutions
- Refrigeration Units

## Options

- **Sure-Lok Brake** available on 3" swivel & rigid glass filled nylon and urethane models (swivel radius is 2-5/8"). Add **[SL]** to end of model number.
- **Thumb Screw Brake** available on 3" swivel models (swivel radius 2-7/16"). Add **[B]** to end of model number.



## Wheel Selection

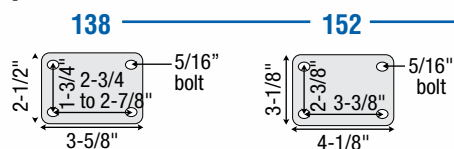


	Polyolefin (2-1/2" models)	Phenolic (2-3/8" and 3" models)	Glass Filled Nylon (3" models)	Urethane (55-65 Shore D Durometer) (3" models)
Floor Protection <sup>1</sup>	✓	✓	✓	✓+
Non-Marking	✓	✓	✓	✓+
Durability	✓+	✓	✓+	✓+
Ease of Rolling	✓	✓	✓+	✓
Chemical Resistance	✓+		✓+	✓+

<sup>1</sup>See page 48 for application details.

Wheel Diameter (Inches)	Tread Width (Inches)	Mounting Height (Inches)	Swivel Radius (Inches)	Tread Type	Dynamic Load (Pounds)	Bearing Type	Swivel Top Plate Model Number	Rigid Top Plate Model Number	Fastening Selection
2-3/8"	1-5/8"	3-7/32"	2-3/32"	Phenolic	600	Roller	BLS231 <b>138</b> TZ-PHN51(KK)	BLR231 <b>138</b> TZ-PHN51(KK)	<b>Plate: 138</b>
2-1/2"	1-3/4"	3-5/16"	2-1/4"	Polyolefin	400	Roller	BLS251 <b>138</b> TZ-POL51(KK)	BLR251 <b>138</b> TZ-POL51(KK)	<b>Plate: 138</b>
BLS: 3"	1-13/16"	3-31/32"	2-5/16"	Phenolic	700	Roller	BLS301 <b>152</b> TZ-PHN51(KK)	BLR301 <b>152</b> TZ-PHN51(KK)	<b>Plate: 152</b>
				Glass Filled Nylon	700	Precision Ball	BLS301 <b>152</b> TZ-GFN61(KK)	BLR301 <b>152</b> TZ-GFN61(KK)	
				Urethane	700	Roller	BLS301 <b>152</b> TZ-SPU51(GG)	BLR301 <b>152</b> TZ-SPU51(GG)	
BMS: 3"	1-13/16"	4-1/32"	2-5/16"	Phenolic	900	Roller	BMS301 <b>152</b> TZ-PHN51(KK)	BMR301 <b>152</b> TZ-PHN51(KK)	<b>Plate: 152</b>
				Glass Filled Nylon	1,000	Precision Ball	BMS301 <b>152</b> TZ-GFN61(KK)	BMR301 <b>152</b> TZ-GFN61(KK)	
				Urethane	1,000	Roller	BMS301 <b>152</b> TZ-SPU51(GG)	BMR301 <b>152</b> TZ-SPU51(GG)	

## Top Plate



## Braking is now elementary:

The Sure-Lok Brake is a revolutionary new mechanical brake design that easily engages with the simple push of a finger, securely locking the wheel in its place. Don't spend unnecessary time and effort tightening down a thumb-screw brake again; order your next business machine casters with Sure-Lok Brakes. To order, add **[SL]** to the end of your 3" swivel or rigid model number.



# BDS/BDR



## Features

- Sleek, low profile design
- Easy pivoting action
- Dual ball raceways protected by dust cap
- Heat treated
- High luster chrome finish
- Precision bearing wheels for ultimate mobility
- Full thread guards on all 2-1/2" neoprene models

## Applications

- Theatrical Equipment
- Computer Frames
- Electronic Enclosures
- Copy Machines
- Business Machines
- Medical Equipment
- Fixtures and Displays

## Options

- Additional fastenings available by special order. Please contact factory for additional information and minimums.

## Wheel Selection



Neoprene Donut (2" models)



Neoprene Flat (2-1/2" models)



Glass Filled Precision Bearing Nylon (2" model)



Glass Filled Precision Bearing Nylon (2-1/2" model)

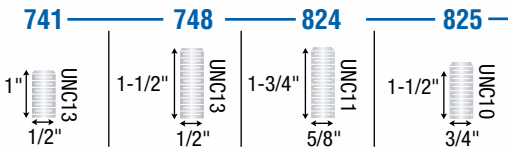
Floor Protection <sup>1</sup>	✓+	✓+	✓	✓
Non-Marking	✓+	✓+	✓+	✓+
Durability	✓+	✓+	✓+	✓+
Cushioned Ride	✓+	✓+		
Chemical Resistance	✓	✓	✓+	✓+

<sup>1</sup>See page 48 for application details.

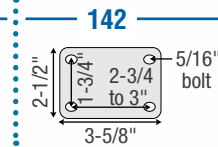
Wheel Diameter (Inches)	Tread Width* (Inches)	Mounting Height (Inches)	Swivel Radius (Inches)	Tread Type	Bearing Type	Dynamic Load (Pounds)	Base Model Number (Add fastener code)	Fastening Selection <sup>2</sup>
2"	Each wheel: 1"	Stem: 3-3/16"	2-1/4"	Neoprene (Donut)	Precision Ball	300	BDS20___BC-NPR31(KK)	<b>Threaded: 741, 748, 824, 825</b> <b>Plate: 142</b> <b>Hollow Kingpin: 400</b>
		Plate: 3-5/16"		Glass Filled Nylon	Precision Ball	400	BDS20___BC-GFN31(KK)	
2-1/2"	Each wheel: 1"	Stem: 3-3/4"	2-1/2"	Neoprene (Flat)	Precision Ball	300	BDS25___BC-NPR33(KK)	
		Plate: 3-7/8"		Glass Filled Nylon	Precision Ball	400	BDS25___BC-GFN31(KK)	

<sup>2</sup>To order, include blue fastener code in Base Model Number. Example: BDS20**741**BC-NPR31(KK) ▲

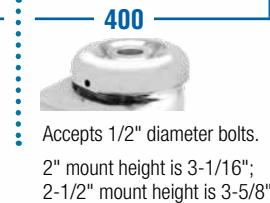
## Threaded Stem



## Top Plate



## Hollow Kingpin



**Rigid plate:** change 3rd digit to "R." Example: BDR20142BC-NPR31(KK)





# Omega

## Features

- Precision ball bearing wheels for smooth, quiet, and easy rollability
- Fully heat treated
- Dual ball bearing raceways
- High luster chrome or black finish
- Matching thread guards

## Applications

- Furniture
- IV Poles
- Seating
- Medical Equipment
- Electronic Equipment

## Options

- **Brakes:** Tread brake uniformly integrated into body design for smooth look and ease of activation. Add **[B]** to end of model.
- **Bolt-In Stems:** available for 403 hollow kingpin models.



## Wheel Selection



	Vipor	NPR	MonoTech
Floor Protection <sup>1</sup>	✓+	✓+	✓+
Non-Marking	✓+	✓+	✓+
Durability	✓+	✓+	✓+
Cushioned Ride	✓	✓+	✓+
Chemical Resistance	✓+	✓	✓+

<sup>1</sup>See page 48 for application details.

## Finish Selection



Bright Chrome

Black

Black finish available on 3" MonoTech models; consult factory for other requirements.

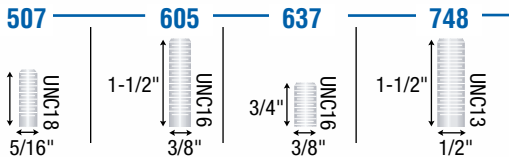
## MonoTech Facts

1. Provides ultimate floor protection and a quiet, cushioned ride.
2. Rolls over obstacles with ease.
3. Will not flat spot and is excellent on any floor type.
4. Rejects floor debris, including metal shavings and glass.

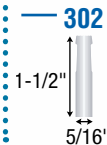
Wheel Diameter (Inches)	Tread Width (Inches)	Mounting Height (Inches)	Swivel Radius (Inches)	Tread Type	Finish	Dynamic Load (Pounds)	Base Model Number (Add fastening code)	Fastening Selection <sup>2</sup>
2"	15/16"	2-3/4"	2"	Neoprene	Bright Chrome	75	POM20___BC-NPR	<b>Threaded: 507, 637, 605</b> <b>Grip Ring: 223</b>
			Brake: 2-1/2"					
3"	15/16"	3-7/8"	2-7/8"	MonoTech	Bright Chrome	110	POM30___BC-MNT	<b>Threaded: 507, 605, 637, 748</b> <b>Grip Neck: 302 Round: 419</b> <b>Grip Ring: 242, 222, 223, 211</b> <b>Hollow Kingpin: 403</b> <b>Plate: 134</b>
			Brake: 3-1/8"	MonoTech	Black	110	POM30___BZ-MNT	
				Vipor	Bright Chrome	120	POM30___BC-VPR33(CK)	

<sup>2</sup>To order, include blue fastener code in Base Model Number. Example: POM30507BC-MNT

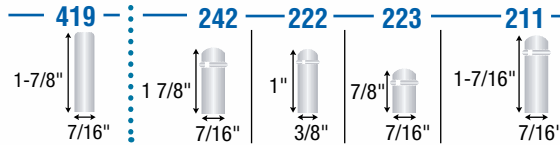
## Threaded Stem



## Grip Neck Round



## Grip Ring



## Socket Options

Shepherd has many solutions to help you mount your casters to your equipment quickly and easily. See pages 56-57 for more information.

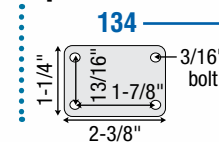


3" brake model

2" standard and brake model



## Top Plate



## Hollow Kingpin



# Razer (RZ)



## Features

- Attractive and economical total lock brake series with matching swivel
- Polished chrome finish
- Double ball bearing swivel raceways for smooth mobility and strength
- Full metal thread guards standard (except 2" diameter models) for protection against entangling debris
- Nut and bolt axle

## Applications

- Carts
- Furniture
- Store fixtures
- Institutional equipment
- Medical equipment

## Options

- **Total lock brake** locks both wheel and swivel action simultaneously.



## Wheel Selection



TPR Grey

Floor Protection <sup>1</sup>	✓+
Non-Marking	✓+
Durability	✓
Cushioned Ride	✓
Chemical Resistance	✓

<sup>1</sup>See page 48 for application details.

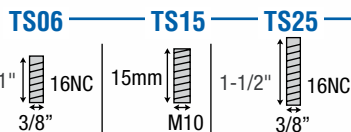
Available in powder coated colors. Consult factory for minimum order quantities.



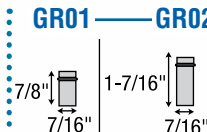
Wheel Diameter (Inches)	Tread Width (Inches)	Mounting Height (Inches)	Swivel Radius (Inches)	Tread Type	Bearing Type	Dynamic Load (Pounds)	Swivel Base Model Number (Add fastening code)	Total Lock Brake Base Model Number (Add fastening code)	Fastening Selection <sup>2</sup>
2"	3/4"	Stem: 2-3/4" Plate: 2-13/16"	1.95" Brake: 3.23"	TPR Grey	Plain	120	RZ02TPN070SW- ____	RZ02TPN070TL- ____	Plate: TP06 Threaded: TS06, TS15, TS25 Grip Ring: GR01, GR02 Hollow Kingpin: HK04
3"	7/8"	Stem: 3.98" Plate: 4.07"	2.85" Brake: 3.90"	TPR Grey	Ball Bearing	120	RZ03TPP090SW- ____	RZ03TPP090TL- ____	Plate: TP05 Threaded: TS06, TS15, TS25 Grip Ring: GR01, GR02 Hollow Kingpin: HK04
4"	7/8"	Stem: 4.84" Plate: 4.92"	3.35" Brake: 4.19"	TPR Grey	Ball Bearing	120	RZ04TPP090SW- ____	RZ04TPP090TL- ____	
5"	7/8"	Stem: 5.95" Plate: 6.04"	3.84" Brake: 4.19"	TPR Grey	Ball Bearing	120	RZ05TPP090SW- ____	RZ05TPP090TL- ____	

<sup>2</sup>To order, include blue fastener code in Base Model Number. Example: RZ02TPN070SWTS06

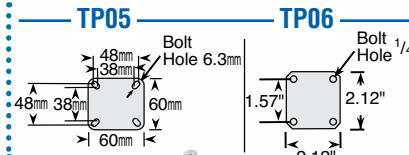
### Threaded Stem



### Grip Ring



### Top Plate



### Hollow Kingpin



# Eclipse

## Features

- Strong glass filled nylon body
- Sleek stylish design
- Full thread guards available on all thermoplastic rubber wheel models
- Nut and bolt axle

## Applications

- POP Displays
- Furniture
- Utility Carts
- Store Fixtures
- Seating
- Medical Equipment

## Options

- **Brake:** Tread brake uniformly integrated into body design for smooth look and ease of activation. See below chart for model numbers.
- **RoHS Compliant:** available by special order, minimums may apply.
- **Stainless Steel Components:** available by special order; minimums apply.



## Wheel Selection




Floor Protection <sup>1</sup>	✓+	✓+	✓+
Non-Marking	✓+	✓+	✓+
Durability	✓+	✓+	✓+
Cushioned Ride	✓	✓	✓
Chemical Resistance	✓+	✓+	✓+

<sup>1</sup>See page 48 for application details.

## Socket Options

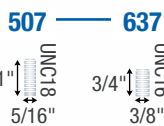
Shepherd has many solutions to help you mount your casters to your equipment quickly and easily. See pages 56-57 for more information.



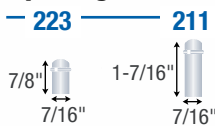
Wheel Diameter (Inches)	Tread Width (Inches)	Mounting Height (Inches)	Swivel Radius (Inches)	Tread Type	Bearing Type	Dynamic Load (Pounds)	Swivel Base Model Number (Add fastening code)	Brake Base Model Number (Add fastening code)	Fastening Selection <sup>2</sup>
3"	1"	4-5/16"	2-1/2"	Flat Black TPU	Delrin	120	PEC30___BK-TPU03(KK)	PEC30___BK-TPU03(KK)B	<b>Threaded:</b> 507, 637
				Flat Grey TPU	Delrin	120	PEC30___GR-TPU03(GG)	PEC30___GR-TPU03(GG)B	
			Brake: 3-1/8"	Donut Black Urethane	Precision Ball	120	PEC30___BK-SKW31(KK)	PEC30___BK-SKW31(KK)B	<b>Grip Ring:</b> 211, 223
4"	1"	5-3/8"	3-1/4"	Flat Black TPU	Delrin	125	PEC40___BK-TPU03(KK)	PEC40___BK-TPU03(KK)B	<b>Threaded:</b> 507, 637
				Flat Grey TPU	Delrin	125	PEC40___GR-TPU03(GG)	PEC40___GR-TPU03(GG)B	

<sup>2</sup>To order, include blue fastener code in Base Model Number. Example: PEC30507BK-TPU03(KK)

### Threaded



### Grip Ring



# Optimus



## Features

- Integrated thread guard design on caster body plus additional wheel thread guards
- Nylon body construction
- Riveted axle
- Non-marking resilient rounded tread Performa rubber wheels

## Applications

- Fixtures
- Furniture
- Office Equipment
- Laboratory Equipment
- IV Stands
- Mobile Computer Stands
- Medical Equipment

## Options

- Additional fastenings available by special order; please consult factory.
- Additional colors available by special order; please consult factory.

## Wheel Selection



Performa Rubber

Floor Protection	✓+
Non-Marking	✓+
Durability	✓+
Quiet/Cushion Roll	✓+
Chemical Resistance	✓+

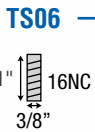
## Performa Rubber Facts

1. Quiet rolling
2. Non-marking floor protection
3. Rejects floor debris

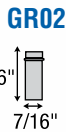
Wheel Diameter (Inches)	Tread Width (Inches)	Mounting Height (Inches)	Swivel Radius (Inches)	Tread Type	Dynamic Load (Pounds)	Swivel Base Model Number (Add fastening code)	Face Brake Base Model Number (Add fastening code)	Fastening Selection*
3-1/8"	1"	4-9/32"	3-3/4"	Performa Rubber	140	OP-03PRN-100-SW-____	OP-03PRN-100-FB-____	<b>Threaded:</b> TS06 <b>Grip Ring:</b> GR01, GR02

\*To order, include **blue** fastener code in **Base Model Number**. Example: OP-03PRN-100-SW-**TS06**

## Threaded



## Grip Ring



Free swivel model



Tread brake model



# Genesis

Clean • Quiet • Effortless

## Features

- Sealed precision bearings in swivel and wheel provide quiet, effortless mobility
- Soft (65A), non-marking MonoTech wheels reject debris and are excellent on both carpet and hard floors
- Strong protective body conceals components for easy cleaning
- Integrated thread guards protect wheels from entangling debris

## Applications

- Computer Carts
- Laboratory Equipment
- Audio/Video Carts
- Electronic Equipment
- Medical Carts
- Monitoring Equipment Stands
- IV Poles

## Options

- **Integrated Tread Brake:** Available on all models.
- **Central Locking** Total Lock Brake available by special order; contact factory for details.
- **Custom Colors available** by special order; contact factory for minimums.
- **Additional Fastenings:** Does your application require a metric or special fastening? Please contact us for minimums and availability.



## Wheel Selection



MonoTech

Floor Protection	✓+
Non-Marking	✓+
Durability	✓+
Quiet/Cushion Roll	✓+
Chemical Resistance	✓+

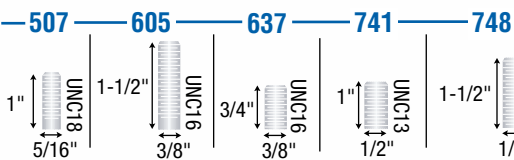
## MonoTech Facts

1. Provides ultimate floor protection and a quiet, cushioned ride.
2. Rolls over obstacles with ease.
3. Will not flat spot and is excellent on any floor type.
4. Rejects floor debris, including metal shavings and glass.

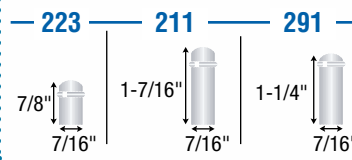
Wheel Diameter (Inches)	Tread Width (Inches)	Mounting Height (Inches)	Swivel Radius (Inches)	Tread Type	Finish	Dynamic Load (Pounds)	Swivel Base Model Number (Add fastening code)	Tread Brake Model Number (Add fastening code)	Fastening Selection*
3"	1"	4"	2-15/16" Brake: 3-3/4"	MonoTech	White	110	PGE30___WH-MNT33(GG)	PGE30___WH-MNT33(GG)B	<b>Threaded: 507, 605, 637, 748</b> <b>Grip Ring: 223, 211</b>
				MonoTech	Grey	110	PGE30___GR-MNT33(GG)	PGE30___GR-MNT33(GG)B	
				MonoTech	Black	110	PGE30___BK-MNT33(KK)	PGE30___BK-MNT33(KK)B	
4"	1-1/4"	Stem: 5-3/8" Plate: 5-5/8"	3-3/4" Brake: 4-1/8"	MonoTech	White	225	PGE40___WH-MNT63(GG)	PGE40___WH-MNT63(GG)B	<b>Threaded: 741, 748</b> <b>Grip Ring: 291</b> <b>Plate: 120</b>
				MonoTech	Grey	225	PGE40___GR-MNT63(GG)	PGE40___GR-MNT63(GG)B	
				MonoTech	Black	225	PGE40___BK-MNT63(KK)	PGE40___BK-MNT63(KK)B	

\*To order, include **blue** fastener code in **Base Model Number**.  
Example: PGE30**507**WH-MNT33(GG)

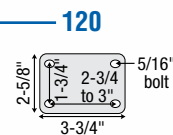
## Threaded Stem



## Grip Ring




## Top Plate




## Socket Options

Shepherd has many solutions to help you mount your casters to your equipment quickly and easily. See pages 56-57 for more information.



## Finish Options



# Next Generation Nylon



**RoHS**  
Environmentally friendly

## Features

- Maintenance free
- Sealed precision bearing raceway, smooth and quiet
- Wheels feature sealed precision ball bearings and full thread guards
- Resistance to most chemicals
- Zinc plated top plate
- Recessed axle with plastic cap covers

## Applications

- Laboratory Equipment
- IV Stands
- Mobile Computer Stands
- Medical Equipment
- Medical Furniture

## Options

- **Total Lock Brake** models lock both swivel and wheel
- **Directional lock** models lock swivel only (helps with steering)
- Additional fastenings available by special order; please consult factory.
- Additional colors available by special order; please consult factory.

## Wheel Selection



QuikStart TPR



Anti-Microbial TPR



Santoprene

Floor Protection	✓+	✓+	✓+
Non-Marking	✓+	✓+	✓+
Durability	✓+	✓+	✓+
Cushioned Ride	✓+	✓+	✓+
Chemical Resistance	✓	✓	✓



Custom Colors Available

### Next Generation Stainless:

304 stainless steel top plates and components for better corrosion protection. Change NG to **NS** in chart at right.



### Next Generation Antistatic:

Helps minimize the risk of electrostatic discharge. Change NG to **NA** in chart at right.



### Next Generation Non-Magnetic:

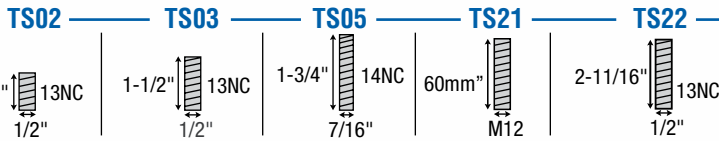
Components are made of non-magnetic plastic and metals. Change NG to **NM** in chart at right.



Wheel Diameter (Inches)	Tread Width (Inches)	Mounting Height (Inches)	Swivel Radius (Inches)	Tread Type	Wheel Bearing	Dynamic Load (Pounds)	Swivel Base Model Number (Add fastening code)	Total Lock Model Number (Add fastening code)	Fastening Selection*	
3"	1-1/4"	Stem: 4-7/32"	2-13/16"	QuikStart TPR	Precision Ball	200	NG-03QDP-125-SW-___	NG-03QDP-125-TL-___	<b>Threaded:</b> <b>TS02, TS03, TS05, TS21, TS22</b>  <b>Hollow Kingpin:</b> <b>HKU1</b> (Unassembled), <b>HK01</b> (Assembled)  <b>Grip Ring:</b> <b>GR01, GR02, GR04, GR05, GR07, GR09, GR10</b>  <b>Plate:</b> <b>TP01</b>	
		Plate: 4-1/4"		Brake: 3-3/4"	QuikStart TPR	Plain	200	NG-03QDO-125-SW-___		NG-03QDO-125-TL-___
		Anti-Microbial TPR		Precision Ball	200	NG-03AMP-125-SW-___	NG-03AMP-125-TL-___			
4"	1-1/4"	Stem: 5-13/32"	3-7/16"	QuikStart TPR	Precision Ball	275	NG-04QDP-125-SW-___	NG-04QDP-125-TL-___		
		Plate: 5-3/4"		Brake: 4-7/16"	Anti-Microbial TPR	Precision Ball	275	NG-04AMP-125-SW-___		NG-04AMP-125-TL-___
5"	1-1/4"	Stem: 6-1/2"	4"	Santoprene	Precision Ball	260	NG-05RPP-125-SW-___	NG-05RPP-125-TL-___		
		Plate: 6-7/8"		Brake: 4-7/16"	QuikStart TPR	Precision Ball	300	NG-05QDP-125-SW-___		NG-05QDP-125-TL-___
		Anti-Microbial TPR		Precision Ball	300	NG-05AMP-125-SW-___	NG-05AMP-125-TL-___			
6"	1-1/4"	Stem: 7-1/2"	All: 4-9/16"	QuikStart TPR	Precision Ball	300	NG-06QDP-125-SW-___	NG-06QDP-125-TL-___		
		Plate: 7-11/16"		QuikStart TPR	Plain	300	NG-06QDO-125-SW-___	NG-06QDO-125-TL-___		
		Anti-Microbial TPR		Precision Ball	300	NG-06AMP-125-SW-___	NG-06AMP-125-TL-___			

\*To order, include blue fastener code in Base Model Number. Example: NG-03QDP-125-SW-TS02

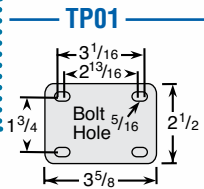
**Threaded**



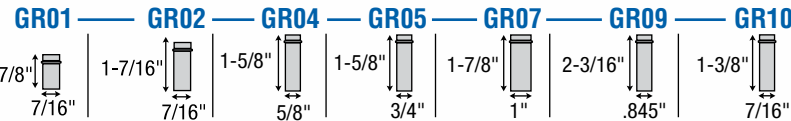
**Hollow Kingpin**



**Top Plate**



**Grip Ring**



**Rigid plate model** available for 3", 5" and 6" diameter wheels. Change SW to **RG**. Example: NG-03QDP-125-**RG**-TS02



**Rigid brake model** available on 5" models. Change TL to **RB**. Example: NG-03QDP-125-**RB**-TS02

Optional round, square and expanding adapter stems along with many **other fastening** selections are available. Consult factory.

**Total Lock** brakes lock wheel and swivel (see chart)



**Direction lock** brakes lock swivel only for easier steering. Change TL to **DL** in chart above. Example: NG-05QDP-125-**DL**-TP01



# Ball Metal Tread



## Features

- Industry leading selection and overall value
- Fast deliveries for any order quantity
- Self-lubricating acetyl resin bearing
- No exposed axle

## Applications

- Store Fixtures
- Furniture
- Office Equipment
- Medical Equipment

## Options

- **Brake** 2-1/2" diameter models.
- **Tred-Gard®** cover protects tread from scratches during manufacturing and shipping. To order add [-T] to end of Part Number. Available for 2" and 2-1/2" models. For field installable Tred-Gards order **001391** for 2" and **001550** for 2-1/2" models.

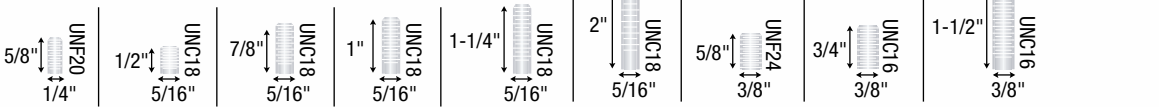


Wheel Diameter (Inches)	Mounting Height (Inches)	Swivel Radius (Inches)	Finish Type	Dynamic Load (Pounds)	Base Model # (Add fastening code)	Brake Model # (Add fastening code)	Fastening Selection*
<b>1-1/2" Starlet</b>	Thread/Plate: <b>1-13/16"</b> Grip Ring/Grip Neck: <b>1-5/8"</b>	<b>1-3/16"</b>	Bright Brass	40	PST15___BB		<b>Threaded: 525</b> <b>Grip Neck: 302</b> <b>Plate: 1R</b>
			Bright Chrome	40	PST15___BC		
			Windsor Antique	40	PST15___WA		
<b>2" Satellite</b>	Thread: <b>2-5/16"</b> Grip Ring/Grip Neck: <b>2-3/16"</b> Plate: <b>2-1/2"</b>	<b>1-1/2"</b>	Bright Brass	75	PSE20___BB		<b>Threaded: 507, 525, 605, 637, 639, 828</b> <b>Grip Neck: 302</b> <b>Grip Ring: 211, 222, 223</b> <b>Plate: 101, 113</b>
			Bright Chrome	75	PSE20___BC		
			Satin Chrome	75	PSE20___SC		
			Windsor Antique	75	PSE20___WA		
<b>2-1/2" Planet</b>	Thread: <b>2-13/16"</b> Grip Ring/Grip Neck: <b>2-11/16"</b> Plate: <b>3"</b>	<b>1-7/8"</b> Brake: <b>2-5/16"</b>	Bright Brass	100	PPL25___BB	PPL25___BB-B	<b>Threaded: 512, 525, 526, 545, 605, 637, 639</b> <b>Grip Neck: 302</b> <b>Grip Ring: 211, 222, 223</b> <b>Plate: 101, 113</b>
			Bright Chrome	100	PPL25___BC	PPL25___BC-B	
			Satin Chrome	100	PPL25___SC	PPL25___SC-B	
			Windsor Antique	100	PPL25___WA	PPL25___WA-B	

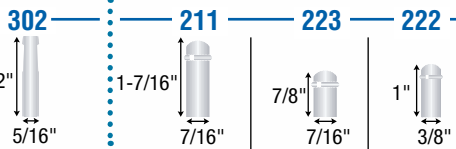
\*To order, include **blue** fastener code in **Base Model Number**. Example: PST150**525**BB

## Threaded Stem

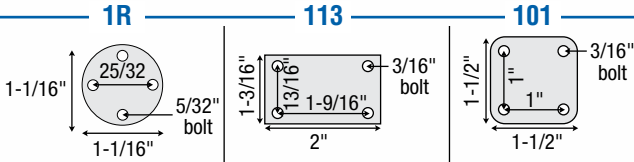
**828** — **525** — **545** — **507** — **526** — **512** — **639** — **637** — **605**



## Grip Neck Grip Ring



## Top Plate



Bright Chrome



Bright Brass



Windsor Antique



Satin Chrome



Note: Unfinished models available

## Socket Options

Shepherd has many solutions to help you mount your casters to your equipment quickly and easily. See pages 56-57 for more information.





# Ball Soft Tread

## Features

- Industry leading selection and overall value
- Fast deliveries for any order quantity
- Self-lubricating acetyl resin bearing
- No exposed axle
- Rubber tread; Urethane for 1-9/16" diameter models

## Applications

- Store Fixtures
- Furniture
- Office Equipment
- Medical Equipment

## Options

- **Brake:** 3" diameter models only.
- Unfinished available
- **Locking Pin:** Available on 3" non-brake unfinished models. To order change "PSN" to "PNL" in Model Number.



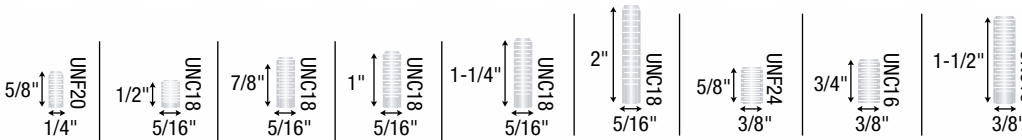
Wheel Diameter (Inches)	Mounting Height (Inches)	Swivel Radius (Inches)	Finish Type	Dynamic Load (Pounds)	Base Model # (Add fastening code)	Brake Model # (Add fastening code)	Fastening Selection*
<b>1-9/16" Cosmo</b>	Thread/Plate: 1-13/16" Grip Ring/Grip Neck: 1-11/16"	1-1/16"	Bright Brass	40	PCM40___BB		<b>Threaded: 525</b> <b>Grip Neck: 302</b> <b>Plate: 1R</b>
<b>2-1/4" Nova</b>	Threaded: 2-7/16" Grip Ring/Grip Neck: 2-5/16" Plate: 2-5/8"	1-9/16"	Bright Brass	75	PNA22___BB		<b>Threaded: 507, 525, 605, 637, 639, 828</b> <b>Grip Neck: 302</b> <b>Grip Ring: 211, 222, 223</b> <b>Plate: 101, 113</b>
			Bright Chrome	75	PNA22___BC		
			Satin Chrome	75	PNA22___SC		
			Windsor Antique	75	PNA22___WA		
			Unfinished	75	PNA22___UF		
<b>3" Saturn</b>	Thread: 3" Grip Ring/Grip Neck: 2-7/8" Plate: 3-3/16"	2-1/16" Brake: 2-5/16"	Bright Brass	100	PSN30___BB	PSN30___BB-B	<b>Threaded: 512, 525, 526, 545, 605, 637, 639</b> <b>Grip Neck: 302</b> <b>Grip Ring: 211, 222, 223</b> <b>Plate: 101, 113</b>
			Bright Chrome	100	PSN30___BC	PSN30___BC-B	
			Satin Chrome	100	PSN30___SC	PSN30___SC-B	
			Windsor Antique	100	PSN30___WA	PSN30___WA-B	
			Unfinished	100	PSN30___UF	PSN30___UF-B	



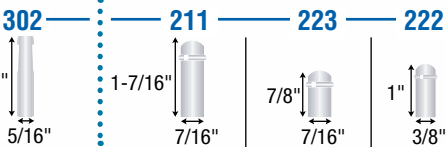
\*To order, include blue fastener code in Base Model Number. Example: PCM40**525**BB

## Threaded Stem

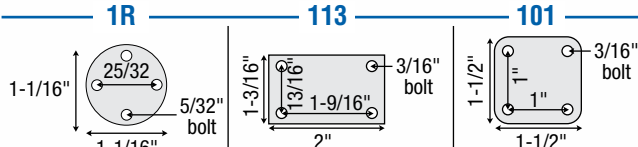
828 — 525 — 545 — 507 — 526 — 512 — 639 — 637 — 605



## Grip Neck Grip Ring



## Top Plate



## Socket Options

Shepherd has many solutions to help you mount your casters to your equipment quickly and easily. See pages 56-57 for more information.



Note: Unfinished models available

# Baron



## Features

- Double ball bearing raceways
- Octagon washer on threaded stem for easy installation
- 2" model is heat treated


## Applications

- Store Fixtures
- Furniture
- Office Equipment
- Medical Equipment

## Options

- RoHS compliant zinc finish available by special order; please consult factory for details.

## Wheel Selection

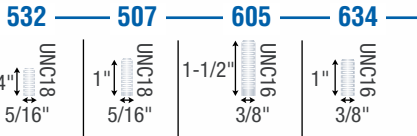


1-5/8" Spherical Soft Rubber    2" Spherical Polyolefin

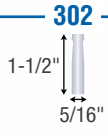
Wheel Diameter (Inches)	Mounting Height (Inches)	Swivel Radius (Inches)	Tread Material	Finish Type	Dynamic Load (Pounds)	Base Model # (Add fastening code)	Fastening Selection*
1-5/8"	2-5/16"	1-3/4"	Spherical Soft Rubber	Metalized Brass	70	PBH16...MB-3RD	<b>Threaded: 532, 507</b> <b>Grip Neck: 302</b>
				Windsor Antique	70	PBH16...WA-3RD	<b>Grip Ring: 223, 211</b> <b>Plate: 113</b>
2"	2-5/8"	2-1/4"	Spherical Polyolefin	Bright Chrome	80	PBH20...BC-3ED	<b>Threaded: 532, 507, 634, 605</b>
				Metalized Brass	80	PBH20...MB-3ED	<b>Grip Neck: 302</b>
				Windsor Antique	80	PBH20...WA-3ED	<b>Grip Ring: 222, 223, 211</b> <b>Plate: 113</b>

\*To order, include blue fastener code in Base Model Number. Example: PBH16507MB-3RD

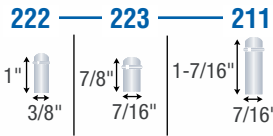
## Threaded



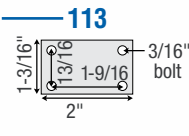
## Grip Neck



## Grip Ring



## Top Plate



## Finish Options



Metalized Brass



Windsor Antique



Bright Chrome

## Socket Options

Shepherd has many solutions to help you mount your casters to your equipment quickly and easily. See pages 56-57 for more information.



Connects casters to wood



Connects casters to round tubes



Connect casters to PVC pipe legs



Weldable caster mount



Connects casters to square tubes



Corner brackets

## Shepherd Caster Design

Successful product development begins with good design and understanding the environment in which the casters will be used. Our product engineers collaborate with the customer to fully understand their needs. The team then creates an initial product design, taking into account all durability, environmental and aesthetic parameters. All designs are done three dimensionally for ease of viewing and structural analysis. Once this process is complete, the product is prototyped for additional testing and evaluation. Utilizing electronic design techniques, the latest materials and prototyping technologies allows us to quickly and cost effectively develop products that fit the customers needs. The process also allows our customer to fully incorporate the caster into their design.



# Softech



## Features

- Soft 70-75/A durometer tread constructed of high-tech thermoplastic elastomer
- High load ratings
- Quiet mobility
- Riveted axle for positive wheel retention
- Floor protective and non-marking

## Applications

- Store Fixtures
- Electronic Equipment
- Audio/Visual Equipment
- Furniture
- Medical Equipment

## Options

- **Brake** available for all models; see chart for ordering details.



## Finish Options



Black

Grey

## Special Feature Selection

### Softech MRI Conditional

Rated MRI Conditional for use in MRI examination rooms. Available on 50mm, 60mm and 75mm models. To order add **MR** at end of model. Example: PSF50651GR-**MR**

For brake models add **MRB** at end of model. Example: PSF50651GR-**MRB**

### Softech EZ-Clean

Innovative design allows you to remove the axle caps so you can disassemble a nut and bolt axle to clean the caster from any entangling debris. Ideal for shower chair applications and other applications requiring frequent cleaning to prolong caster life. Minimum order quantities may apply.

## Socket Options



Shepherd has many solutions to help you mount your casters to your equipment quickly and easily. See pages 56-57 for more information.



Connects casters to wood



Connects casters to round tubes



Connects casters to square tubes



Weldable caster mount



Metal T nut



Connect casters to PVC pipe legs



Connect casters to threaded pipes



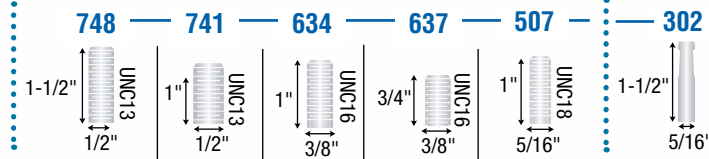
Corner brackets



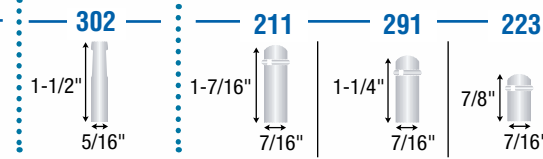
Wheel Diameter (mm)	Mounting Height (Inches)	Swivel Radius (Inches)	Tread Material	Finish Type	Dynamic Load (Pounds)	Base Model # (Add fastening code)	Brake Base Model # (Add fastening code)	Fastening Selection*
50mm	Stem: 2-1/4" Plate: 2-3/8"	1-13/16" Brake: 2-3/8"	Thermoplastic Elastomer	Black Body/Black Tread	75	PSF50___BK	PSF50___BK-B	Threaded: 507, 637, 634, 651 Grip Neck: 302 Grip Ring: 223, 211, 273, 202 Plate: 101
				Grey Body/Dark Grey Tread	75	PSF50___GR	PSF50___GR-B	
60mm	Stem: 2-5/8" Plate: 2-3/4"	2-1/16" Brake: 2-1/2"	Thermoplastic Elastomer	Black Body/Black Tread	100	PSF60___BK	PSF60___BK-B	Threaded: 507, 637, 634, 651 Grip Neck: 302 Grip Ring: 223, 211, 273, 202 Plate: 101
				Grey Body/Dark Grey Tread	100	PSF60___GR	PSF60___GR-B	
75mm	Threaded: 3-1/4" Grip Neck/Ring: 3-3/16" Plate: 3-1/2"	2-1/2" Brake: 3-3/16"	Thermoplastic Elastomer	Black Body/Black Tread	165	PSF75___BK	PSF75___BK-B	Threaded: 507, 637, 634, 741, 748, 651 Grip Neck: 302 Grip Ring: 223, 291, 211, 273, 202 Plate: 101, 116, 120
				Grey Body/Dark Grey Tread	165	PSF75___GR	PSF75___GR-B	
100mm	Threaded: 4-3/8" Grip Ring: 4-5/16" Plate: 4-5/8"	3-5/8" Brake: 4-1/2"	Thermoplastic Elastomer	Black Body/Black Tread	225	PSF100___BK	PSF100___BK-B	Threaded: 637, 634, 741, 748 Grip Ring: 223, 291, 211 Plate: 116, 120
				Grey Body/Dark Grey Tread	225	PSF100___GR	PSF100___GR-B	
125mm	Threaded: 5-7/16" Grip Ring: 5-5/16" Plate: 5-5/8"	4-1/2" Brake: 5-1/8"	Thermoplastic Elastomer	Black Body/Black Tread	225	PSF125___BK	PSF125___BK-B	Threaded: 741, 748 Grip Ring: 291, 211 Plate: 116, 120
				Grey Body/Dark Grey Tread	225	PSF125___GR	PSF125___GR-B	

\*To order, include **blue** fastener code in **Base Model Number**. Example: PSF50**507**BK

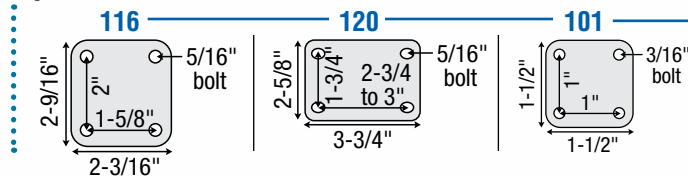
### Threaded Stem



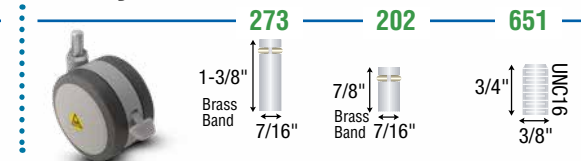
### Grip Neck Grip Ring Stem



### Top Plate



### MRI Only Stems



Available on 50mm, 60mm, and 75mm models only. To order, add in special **MRI** fastening code plus **[-MR]** to end of model number for swivels, and **[-MRB]** for brake models. Examples: PSF50651GR-**MR** and PSF50651GR-**MRB**.



# Ultima Nylon



**RoHS**  
Environmentally friendly

## Features

- Contemporary design
- Choice of nylon or urethane wheel (see next page for Urethane)
- Riveted axle for positive wheel retention on all except for 50mm and 60mm models for added durability

## Applications

- Store Fixtures
- Utility Carts
- Furniture
- Office Equipment
- Medical Equipment

## Options

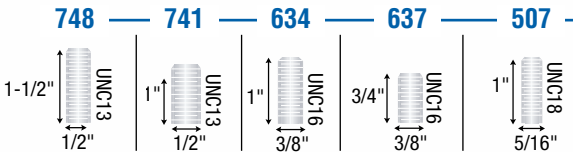
- Brake available for all models.



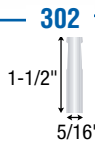
Wheel Diameter (mm)	Mounting Height (Inches)	Swivel Radius (Inches)	Tread Material	Dynamic Load (Pounds)	Base Model # (Add fastening code)	Brake Model # (Add fastening code)	Fastening Selection*
50mm	Stem: 2-1/4" Plate: 2-3/8"	1-13/16" Brake: 2-3/8"	Nylon	75	PUT50___BK	PUT50___BK-B	Threaded: 507, 637, 634 Grip Neck: 302 Grip Ring: 223, 211, 273 Plate: 101
60mm	Stem: 2-5/8" Plate: 2-3/4"	2-1/16" Brake: 2-1/2"	Nylon	100	PUT60___BK	PUT60___BK-B	Threaded: 507, 637, 634, 741, 748 Grip Neck: 302 Grip Ring: 223, 211, 291 Plate: 101, 116, 120
75mm	Stem: 3-1/4" Plate: 3-1/2"	2-1/2" Brake: 3-3/16"	Nylon	165	PUT75___BK	PUT75___BK-B	Threaded: 637, 634, 741, 748 Grip Neck: 302 Grip Ring: 223, 291, 211 Plate: 116, 120
100mm	Thread: 4-3/8" Grip Ring: 4-5/16" Plate: 4-5/8"	3-5/8" Brake: 4-1/2"	Nylon	175	PUT100___BK	PUT100___BK-B	Threaded: 741, 748 Grip Neck: 302 Grip Ring: 223, 291, 211 Plate: 116, 120
125mm	Thread: 5-7/16" Grip Ring: 5-5/16" Plate: 5-5/8"	4-1/2" Brake: 5-1/8"	Nylon	180	PUT125___BK	PUT125___BK-B	Threaded: 741, 748 Grip Neck: 302 Grip Ring: 223, 291, 211 Plate: 116, 120

\*To order, include blue fastener code in Base Model Number. Example: PUT50**507**BK

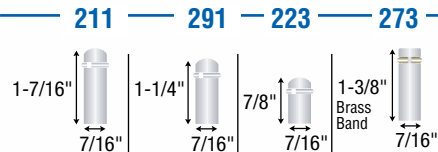
### Threaded Stem



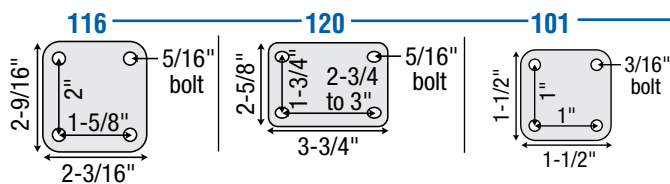
### Grip Neck



### Grip Ring Stem



### Top Plate



### Socket Options

Shepherd has many solutions to help you mount your casters to your equipment quickly and easily. See pages 56-57 for more information.



# Ultima Urethane

## Features

- Contemporary design
- Urethane wheels provide added floor protection (see previous page for Nylon models).
- Riveted axle for positive wheel retention on all urethane models for added durability and caster life

## Applications

- Store Fixtures
- Utility Carts
- Furniture
- Office Equipment
- Medical Equipment

## Options

- Brake available for all models.

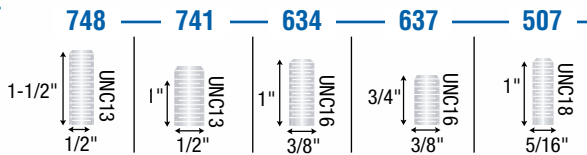


Wheel Diameter (mm)	Mounting Height (Inches)	Swivel Radius (Inches)	Tread Material	Dynamic Load (Pounds)	Base Model # (Add fastening code)	Brake Model # (Add fastening code)	Fastening Selection*
50mm	Stem: 2-1/4" Plate: 2-3/8"	1-13/16" Brake: 2-3/8"	Urethane	75	PUT50___BK-U	PUT50___BK-BU	Threaded: 507, 637, 634 Grip Neck: 302 Grip Ring: 223, 211, 273 Plate: 101
60mm	Stem: 2-5/8" Plate: 2-3/4"	2-1/16" Brake: 2-1/2"	Urethane	100	PUT60___BK-U	PUT60___BK-BU	Threaded: 507, 637, 634, 741, 748 Grip Neck: 302 Grip Ring: 223, 211, 291 Plate: 101, 116, 120
75mm	Thread: 4-3/8" Grip Ring: 4-5/16" Plate: 4-5/8"	3-5/8" Brake: 4-1/2"	Urethane	175	PUT100___BK-U	PUT100___BK-BU	Threaded: 741, 748 Grip Neck: 291, 211 Plate: 116, 120
100mm	Thread: 5-7/16" Grip Ring: 5-5/16" Plate: 5-5/8"	4-1/2" Brake: 5-1/8"	Urethane	180	PUT125___BK-U	PUT125___BK-BU	

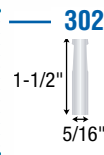
\*To order, include blue fastener code in Base Model Number.

Example: PUT50**507**BK-U

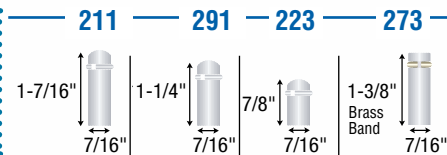
### Threaded Stem



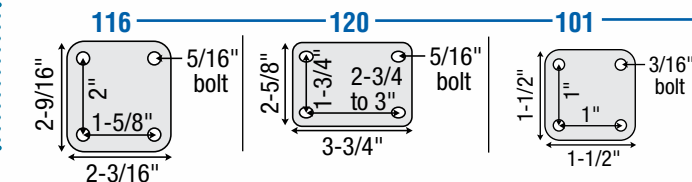
### Grip Neck



### Grip Ring Stem



### Top Plate



### Socket Options

Shepherd has many solutions to help you mount your casters to your equipment quickly and easily. See pages 56-57 for more information.



# Pacer Hooded



Made in the U.S.A.

## Features

- Fast deliveries for any order quantity
- Zinc die-cast body and hood
- Concealed axle

## Applications

- Store Fixtures
- Seating
- Electronic Equipment
- Office Equipment

## Options

- **Brake** available on 50mm nylon tread models only.
- **Urethane Wheel** available for added floor protection; to order, insert [-U] at the end of model number. Not available on brake models.
- Unhooded Pilot version available; consult factory.

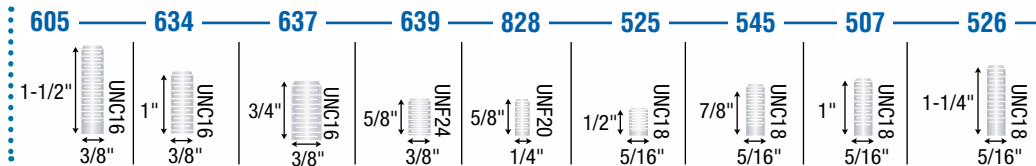
## Finish Selection



Wheel Diameter (mm)	Mounting Height (Inches)	Swivel Radius (Inches)	Tread Material	Finish Type	Dynamic Load (Pounds)	Base Model # (Add fastening code)	Brake Model # (Add fastening code)	Fastening Selection*
50mm	Threaded: 2-1/2" Grip Ring/Neck: 2-3/8" Plate: 2-11/16"	1-3/4" Brake: 2-7/16"	Nylon	Bright Chrome	75	PPA50__BC	PPA50__BC-B	<b>Threaded: 507, 525, 605, 634, 637, 639, 828</b> <b>Grip Neck: 302</b> <b>Grip Ring: 211, 222, 223</b> <b>Plate: 101, 113</b>
				Brass Plate	75	PPA50__BR	PPA50__BR-B	
				Flat Black	75	PPA50__FB	PPA50__FB-B	
				Satin Chrome	75	PPA50__SC	PPA50__SC-B	
				Windsor Antique	75	PPA50__WA	PPA50__WA-B	
60mm	Threaded: 2-7/8" Grip Ring/Neck: 2-3/4" Plate: 3-1/16"	2-3/16"	Nylon	Bright Chrome	100	PPA60__BC	-	<b>Threaded: 525, 526, 545, 605, 637, 639</b> <b>Grip Neck: 302</b> <b>Grip Ring: 211, 222, 223</b> <b>Plate: 101, 113</b>
				Brass Plate	100	PPA60__BR	-	
				Flat Black	100	PPA60__FB	-	
				Satin Chrome	100	PPA60__SC	-	
				Windsor Antique	100	PPA60__WA	-	

\*To order, include blue fastener code in Base Model Number. Example: PPA50507BC

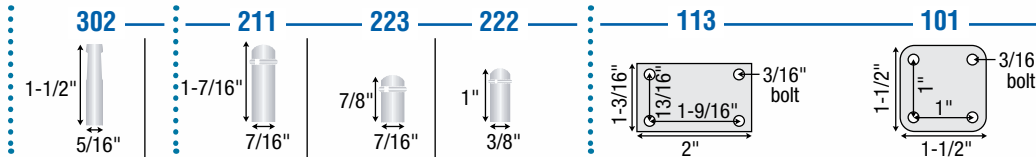
## Threaded Stem



## Grip Neck

## Grip Ring Stem

## Top Plate



Unhooded Pilot version also available. Change PPA to PPB. Also available in urethane wheels for extra floor protection; add -U to end of model number.

## Socket Options

Shepherd has many solutions to help you mount your casters to your equipment quickly and easily. See pages 56-57 for more information.





# Source II Hooded

## Features

- Designed for economical twin wheel mobility solutions
- All nylon construction
- Steel axle and fastening

## Applications

- Store Fixtures
- Furniture
- Display Units
- Utility Carts
- Office Equipment
- Medical Equipment

## Options

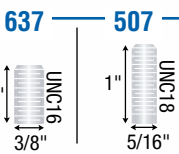
- **Brake** available on all models.



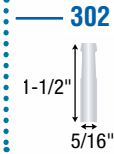
Wheel Diameter (mm)	Mounting Height (Inches)	Swivel Radius (Inches)	Tread Material	Finish Type	Dynamic Load (Pounds)	Base Model # (Add fastener code)	Brake Model # (Add fastener code)	Fastening Selection*
40mm	Stem: 2" Plate: 2-1/4"	1-11/16" Brake: 1-15/16"	Nylon	Black	40	PTW40___BK	PTW40___BK-B	Threaded: 637, 507 Grip Neck: 302 Grip Ring: 223 Plate: 101, 113
50mm	Stem: 2-3/8" Plate: 2-5/8"	2" Brake: 2-7/16"	Nylon	Black	75	PTW50___BK	PTW50___BK-B	Threaded: 637, 507 Grip Neck: 302 Grip Ring: 223, 222, 211 Plate: 101, 113
60mm	Stem: 2-3/4" Plate: 3"	2-1/4" Brake: 2-7/8"	Nylon	Black	100	PTW60___BK	PTW60___BK-B	Threaded: 637, 507 Grip Neck: 302 Grip Ring: 223, 211 Plate: 101, 113

\*To order, include **blue** fastener code in **Base Model Number**. Example: PPA50**507**BC

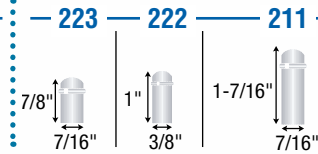
### Threaded Stem



### Grip Neck

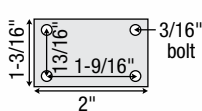


### Grip Ring Stem

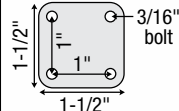


### Top Plate

113




101



## Socket Options

Shepherd has many solutions to help you mount your casters to your equipment quickly and easily. See pages 56-57 for more information.



Threaded Stem



Grip Neck Stem



Grip Ring Stem



Swivel Top Plate



# Chair Caster



## Features

- Constructed of injection-molded engineering grade nylon
- Nylon tread for carpeting and urethane for hard floors

## Applications

- Seating
- Medical Equipment

## Options

- 1-1/2" or 1-3/4" pivot boss sizes

## Wheel Options

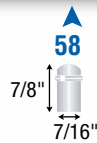


Nylon

Urethane

Wheel Diameter (mm)	Mounting Height (Inches)	Swivel Radius (Inches)	Pivot Boss Diameter (Inches)	Tread Material	Dynamic Load (Pounds)	Model #	Fastening Selection
55mm	2-1/4"	2-9/16"	1-1/2"	Nylon	75	PHT5558BK	Grip Ring: 58
	2-1/8"	2-9/16"	1-3/4"	Nylon	75	PHG5558BK	
	2-1/4"	2-9/16"	1-1/2"	Urethane	75	PHT5558BK-U	
	2-1/8"	2-9/16"	1-3/4"	Urethane	75	PHG5558BK-U	

Pivot boss diameter



See page 39 for self braking chair casters. Compression brake chair casters brake when you sit down. Decompression brake models brake when you stand up.



See page 39 for PDT specialty casters.



# Genesis TW

## Features

- Soft, non-marking MonoTech wheels (65 A durometer)
- MonoTech wheels reject debris and offer smooth, quiet mobility
- Excellent on both carpet and hard floors
- Riveted axle for positive wheel retention
- Caster body acts as an integrated thread guard to prevent entangling debris from binding wheels

## Applications

- Audio/Visual Equipment
- Electronic Equipment
- Furniture
- Office Equipment
- Medical Equipment

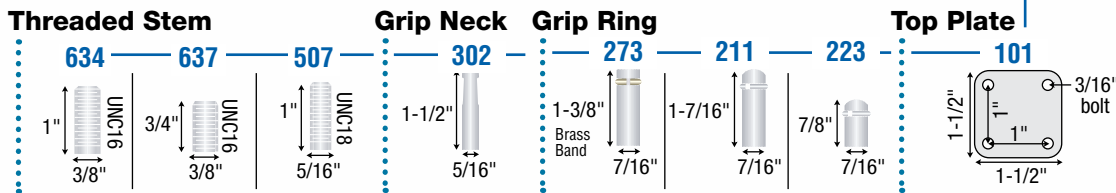
## Options

- **Brake:** Available on all models.
- **Custom colors** available by special order; contact factory for minimums.
- **Additional sizes** coming soon! Please contact factory for additional information.



Wheel Diameter (mm)	Mounting Height (Inches)	Swivel Radius (Inches)	Tread Material	Color	Dynamic Load (Pounds)	Base Model # (Add fastening code)	Brake Model # (Add fastening code)	Fastening Selection*
65mm"	Stem: 3"	2-5/16"	MonoTech	Grey	110	TGE65___GR-MNT	TGE65___GR-MNTB	<b>Threaded: 634, 637, 507</b> <b>Grip Neck: 302</b> <b>Grip Ring: 237, 211, 223</b> <b>Plate: 101</b>
	Plate: 3-3/16"	Brake: 2-5/8"	MonoTech	Black	110	TGE65___BK-MNT	TGE65___BK-MNTB	

\*To order, include blue fastener code in Base Model Number. Example: TGE65**634**GR-MNT



## Socket Options

Shepherd has many solutions to help you mount your casters to your equipment quickly and easily. See pages 56-57 for more information.



Connects casters to wood



Connects casters to round tubes



Connect casters to PVC pipe legs



Weldable caster mount



Connects casters to square tubes



Corner brackets



# Twin-Med Grey



## Features

- Undercover protection
- Designed to protect axle/bearing areas from hair/water
- Wheels feature precision ball bearings for quieter smoother operation
- Softer quieter TPR tread design
- Double ball bearing located in the swivel raceway on 4" models
- 5" models feature a sealed precision bearing in the swivel raceway
- Wheels have easy rollability

## Applications

- Diagnostic Equipment
- Electronic Equipment
- Patient Aids
- Patient Lifts
- Nursing Home Beds
- Medical Carts

## Options

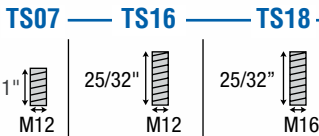
- **Total Lock** models lock both the wheel and swivel
- **Directional Lock** (locks swivel) models are available. Please consult factory.
- **Antistatic** models available; consult factory for details.



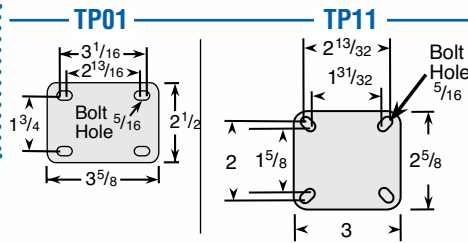
Wheel Diameter (Inches)	Tread Width (Inches)	Mounting Height (Inches)	Swivel Radius (Inches)	Tread Material	Wheel Bearing	Dynamic Load (Pounds)	Base Model # (Add fastening code)	Total Lock Brake Model # (Add fastening code)	Fastening Selection*
4"	2-39/64"	Stem: 5" Plate: 5-3/8"	3-1/8"	TPR	Precision Ball	220	TG-04TPP-281-SW-____	TG-04TPP-281-TL-____	Threaded: <b>TS07, TS16, TS18</b> Plate: <b>TP01, TP11</b>
5"	3"	Stem: 6" Plate: 6-3/8"	4"	TPR	Precision Ball	246	TG-05TPP-281-SW-____	TG-05TPP-281-TL-____	

\*To order, include blue fastener code in **Base Model Number**. Example: TG-04TPP-281-SW-**TS07**

### Threaded Stem



### Plate



Undercover shield for ultimate protection.



# GRX High Performance

## Features

- High-performance in a sleek stylish design
- Patented dust/grease shield
- Strong polyamide body and brake lever
- 100mm & 125mm models feature precision bearing swivels and wheels for ultimate maneuverability and rollability
- Polyurethane wheels provide excellent floor protection
- Solid riveted axles for added durability

## Applications

- Office Furniture
- Industrial Seating
- Audio/Visual Carts
- Store Fixture
- Utility Carts
- Medical Equipment

## Options

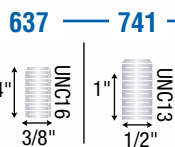
- **Total Lock Brake:** (locks both swivel and wheels) available on 75mm, 100mm, and 125mm models. Brake lever is integrated into body design for clean lines.
- **Standard Tread Lock Brake:** (locks wheels only) available on 65mm.
- **Additional Fastenings:** Consult factory



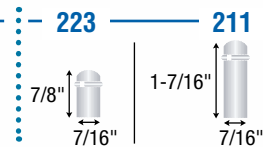
Wheel Diameter (mm)	Mounting Height (Inches)	Swivel Radius (Inches)	Body/Tread Color	Tread Material	Wheel Bearing	Dynamic Load (Pounds)	Brake Type	Base Model # (Add fastening code)	Brake Model # (Add fastening code)	Fastening Selection*
65mm	Thread: 2-7/8" Grip Ring: 2-3/4"	2-5/16"	Black/Grey	Urethane	Plain	110	Tread	RXS65___BK-U	RXS65___BK-BU	Threaded: 637 Grip Ring: 223
			Aluminum/Black	Urethane	Plain	110	Tread	RXS65___AL-U	RXS65___AL-BU	
75mm	Thread: 3-5/16" Grip Ring: 3-3/8"	2-9/16" Brake: 3-5/16"	White/Grey	Urethane	Plain	165	Total Lock	RXS75___WH-U	RXS75___WH-BU	Threaded: 741 Grip Ring: 211
			Aluminum/Black	Urethane	Plain	165	Total Lock	RXS75___AL-U	RXS75___AL-BU	
			Grey/Grey	Urethane	Plain	165	Total Lock	RXS75___GR-U	RXS75___GR-BU	
			Black/Grey	Urethane	Plain	165	Total Lock	RXS75___BK-U	RXS75___BK-BU	
100mm	Thread: 4-9/16" Grip Ring: 4-3/4"	3-1/2" Brake: 4-3/8"	White/Grey	Urethane	Precision Ball	220	Total Lock	RXS100___WH-U	RXS100___WH-BU	
			Aluminum/Black	Urethane	Precision Ball	220	Total Lock	RXS100___AL-U	RXS100___AL-BU	
			Grey/Grey	Urethane	Precision Ball	220	Total Lock	RXS100___GR-U	RXS100___GR-BU	
			Black/Grey	Urethane	Precision Ball	220	Total Lock	RXS100___BK-U	RXS100___BK-BU	
125mm	Thread: 5-5/8" Grip Ring: 5-3/4"	4-5/16" Brake: 5-1/4"	White/Grey	Urethane	Precision Ball	220	Total Lock	RXS125___WH-U	RXS125___WH-BU	
			Aluminum/Black	Urethane	Precision Ball	220	Total Lock	RXS125___AL-U	RXS125___AL-BU	
			Grey/Grey	Urethane	Precision Ball	220	Total Lock	RXS125___GR-U	RXS125___GR-BU	
			Black/Grey	Urethane	Precision Ball	220	Total Lock	RXS125___BK-U	RXS125___BK-BU	

\*To order, include blue fastener code in Base Model Number. Example: RXS65637BK-U

## Threaded Stem



## Grip Ring



## Finish Options

Black Body / Grey Tread



Grey Body / Grey Tread



White Body / Grey Tread



Aluminum Color Body / Black Tread



## Socket Options

Shepherd has many solutions to help you mount your casters to your equipment quickly and easily. See pages 56-57 for more information.



Connects casters to wood



Connects casters to round tubes



Weldable caster mount



Connect casters to PVC pipe legs



Connect casters to threaded pipes



Connects casters to square tubes



Corner brackets

# Mighty-Mite



## Features

- High-strength & heat treated steel for increased durability and caster life
- Dual ball raceways
- RoHS compliant plating for corrosion resistance
- Octagon washer on stem models for easy installation
- NSF approved (less thread guards)

## Applications

- Store fixtures
- Carts
- Institutional Equipment
- Food Service Equipment
- Furniture
- Janitorial Equipment
- Office Equipment

Wheel Diameter (Inches)	Tread Width (Inches)	Mounting Height (Inches)	Swivel Radius (Inches)	Tread Type	Caster Finish	Dynamic Load (Pounds)	Base Model Number (Add fastening code)	Fastening Selection*
1-5/8"	11/16"	2-5/16"	1-5/8"	Soft Rubber	Zinc Plated	70	PRE16___TZ-3R	<b>Threaded: 605</b> <b>Swivel Plate: 113</b>
				Soft Rubber	Black Oxide	70	PRE16___BO-3R	<b>Threaded: 634</b>
				Polyolefin	Zinc Plated	75	PRE16___TZ-3E	<b>Threaded: 532, 844</b>
				Polyolefin	Black Oxide	75	PRE16___BO-3E	<b>Threaded: 532, 844</b> <b>Grip Neck: 302</b>
				Polyolefin	Copper Oxide	75	PRE16___CO-3E	<b>Grip Neck: 302</b> <b>Swivel Plate: 113</b>

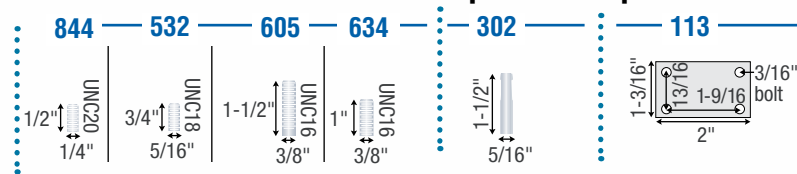


Zinc Plated Copper Oxide Black Oxide

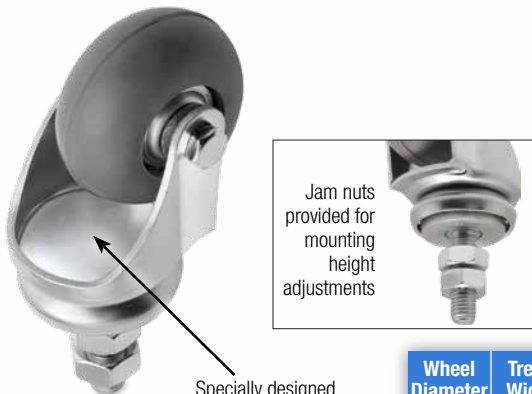
\*To order, include blue fastener code in Base Model Number. Example: PRE16**605**ZN-3R

### Threaded Stem

### Grip Neck Top Plate



# Glass Handling Caster



## Features

- Specially designed raceway system protects against debris
- Soft non-marking neoprene rubber wheels
- Ball bearing wheels for added rollability
- Zinc plated for corrosion resistance

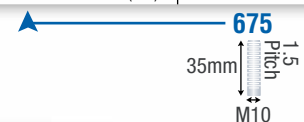
## Applications

- Glass Industry
- Plant Operation
- Conveyor Systems
- Material Handling

## Options

- **Fastening Selections:** Additional options available upon request (minimums may apply).

Wheel Diameter (Inches)	Tread Width (Inches)	Mounting Height (Inches)	Swivel Radius (Inches)	Tread Material	Wheel Bearing	Dynamic Load (Pounds)	Base Model #	Fastening Selection
2"	15/16"	2-15/16"	1-13/16"	Neoprene	Ball	75	PGN20675ZN-NPR21(GG)	<b>Threaded: 675</b>



# Ladder Caster

## Features

- Long stem made especially for rolling ladders (does not include spring)
- Zinc finish
- Dual ball bearing raceways
- Soft rubber wheels (75 Shore A)

## Applications

- Rolling Ladders

## Fastening Specs

- Overall Stem Length: 4-13/16"
- Thread Diameter: 5/16" UNC18
- Thread Length: 5/8" UNC18



Wheel Diameter (Inches)	Tread Width (Inches)	Mounting Height (Inches)	Swivel Radius (Inches)	Tread Material	Wheel Bearing	Dynamic Load (Pounds)	Base Model #
2"	13/16"	2-1/2"	1-13/16"	Soft Rubber	Plain	80	PLD20820ZN-3R
3"	13/16"	3-11/16"	2-3/8"	Soft Rubber	Plain	110	PLD30820ZN-3R

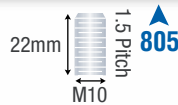
## Features

- Total Lock lever integrated into body
- Sleek, all plastic body
- Matching thread guards
- Polyurethane tread

## Applications

- Electronic Equipment
- Seating
- Medical Equipment

Wheel Diameter (inches)	Tread Width (Inches)	Mounting Height (Inches)	Swivel Radius (Inches)	Finish	Dynamic Load (Pounds)	Model #	Fastening Selection
3"	1"	4-3/4"	2-11/16"	Silver	75	PDT30805SV-TPU01(KK)	<b>Threaded: 805</b>



# PDT Casters



# Self-Braking Chair Casters

## Features

- Choice of models that automatically brake with or without weight
- Constructed of injection-molded engineering grade nylon
- Urethane tread

## Applications

- Seating
- Medical Equipment

## Options

- **Braking:** Model PSC50223BK-U brakes when weight is applied. Model PSD50223BK-U brakes without weight, rolls when weight is applied.

Wheel Diameter (mm)	Braking Type	Mounting Height (Inches)	Swivel Radius (Inches)	Tread Material	Dynamic Load (Pounds)	Model #	Fastening Selection
50mm	Compression brake	2-7/16" - 2-1/2"	2-1/16"	Urethane	75	PSC50223BK-U	<b>Grip Ring: 223</b>
	Decompression brake	2-3/8" - 2-7/16"	2-1/16"	Urethane	75	PSD50223BK-U	

12-15 lbs to activate brakes below.

**Compression** brake models brake when you sit down.

**Decompression** brake models brake when you stand up.



## Pemco Shopping Cart



### Features

- Considered by many to be the standard of the industry.
- Wheel tread is mechanically locked to core. On KasterKat models wheel tread is also chemically bonded.
- Many Pemco models feature the patented sealed bearing features double ball raceway that is insert-molded into the hub. The single spindle design cannot become misaligned with use.

### Applications

- Shopping carts

### Options

- Anti-static and self-braking models available.
- Caster finish options including standard zinc plating, PemCoat and Precision Hollow Rivet.
- Wheel tread options including polyurethane, TPR and anti-static polyurethane.

### Caster Finish Selection




Standard Zinc plated



**PemCoat™** optional finish prolongs caster fork life in the worst conditions. Available by special order only; please consult factory for minimums and details.

### Pemco Bearing Difference

#### Legacy Single Spindle Bearing



Bearing is insert-molded into the polypropylene hub. This bearing is a single spindle design that cannot become misaligned with use. It is also sealed on both sides after being pre-lubricated with high quality grease.

#### New Dual Precision Bearing



Pemco now offers a new dual precision bearing for smooth, quiet rolling. This bearing is also pressed into the hub for greater durability and longer service life.

The **KasterKat** premium features a molded, red annular ring mixed with polyurethane, between the hub and our premium polyurethane tread. This process provides both a chemical bond and a mechanical lock between the tread and hub.

**Polykat** wheels features a polyurethane tread mechanically locked to a polypropylene core. This design helps prevent tread separation.

**QuietKat** wheels are very durable, roll easy and are well suited for a variety of applications. The wheel cushions your ride over rough surfaces, providing excellent shock absorption. The softer 88A Durometer TPR tread design will not mark your floors.

**SuperKat** wheels feature a soft natural rubber tread material along with a more rounded tread shape. This design allows the wheel to rotate as it is pulled sideways by cart pusher machines. Because the wheel is allowed to spin, even with sharp turns, it is much more resistant to flat spotting compared to conventional wheels. This design has been used successfully in Europe for over 20 years.



Continues next page





# Pemco Shopping Cart

Continued from previous page

Wheel Diameter (Inches)	Tread Width (Inches)	Mounting Height (Inches)	Bearing Bore (Inches)	Bearing Type	Tread/Core Color	Thread Guard Color	Wheel Features	Dynamic Load (Pounds)	Caster Model	Wheel Model
-------------------------	----------------------	--------------------------	-----------------------	--------------	------------------	--------------------	----------------	-----------------------	--------------	-------------

## KasterKat Premium

5"	1-1/4"	5-7/8"	5/16"	Single Spindle	Dark Blue/Grey	Dark Blue	Standard	250	77679E	83119E
				Single Spindle	Grey/Grey	Grey	Standard	250	77679Y	83119Y
				Single Spindle	Dark Blue/Grey	Dark Blue	Tensioner (Self Braking)	250	77695E	83207E



## PolyKat

4"	1-1/4"	4-11/16"	5/16"	Single Precision	Dark Blue/Grey	Dark Blue	Standard	250	77687E	83194E
5"	1-1/4"	5-7/8"	5/16"	Dual Precision	Dark Blue/Grey	Dark Blue	Standard	250	77520EZ	83122EZ
				Dual Precision	Dark Grey/Black	Black	Standard	250	77688YZ	83195YZ
				Delrin	Black/Black	None	Economical	200	77142G	8161G
				Single Spindle	Dark Blue/Grey	Dark Blue	Anti-Static	250	77639E	83184E
				Single Spindle	Dark Blue/Grey	Orange	Tensioner (self-braking)	250	77662E	83190E
				Single Spindle	Dark Blue/Grey	Orange	Adjustable Tensioner	250	77692E	83202E
				Single Spindle	Dark Blue/Grey	Orange	Fusion: Anti-static/Tensioner	250	77699E	83206E



## QuietKat

5"	1-1/4"	5-7/8"	5/16"	Dual Precision	Grey/Black	Black	Standard	250	77103Y	83203YZ
				Single Spindle	Grey/Black	Black	Anti-Static	250	77123Y	83211Y
				Single Spindle	Grey/Black	Orange	Tensioner (self-braking)	250	77124Y	83212Y
				Single Spindle	Grey/Black	Orange	Fusion: Anti-static/Tensioner	250	77125Y	83219Y



## SuperKat

5"	1-1/4"	5-7/8"	5/16"	Dual Precision	Dark Blue/Grey	Dark Blue	Anti-flat spot for cart pushers	250	77146E	83224E
----	--------	--------	-------	----------------	----------------	-----------	---------------------------------	-----	--------	--------



**PolyKat Anti-Static.** Say goodbye to straps and chains. Patented anti-static wheel discharges static electricity of shopping cart every rotation of the wheel.



Standard **Tensioner** wheel reduces damage caused by rolling, unattended shopping carts. They are designed to hold unattended shopping carts on a slight slope (1-2 degrees) and slow down acceleration on greater slopes.



### Adjustable Tensioner

wheels have deceleration is pre-set at the factory for average conditions. Parking lot conditions vary widely -- the amount of deceleration can easily be field adjusted to meet customer needs.



**Fusion** wheels feature the fusion of anti-static and tensioner wheel for the ultimate in shopper comfort and protection. No field adjustment necessary.



## Pemco E-Line



### Features

- Budget focused, and mass inventoried
- RoHS compliant industrial zinc finish for corrosion resistance
- Variety of the most popular sizes and tread widths
- Five brake options available on both swivel and rigid casters (Total Lock swivel only)
- Double ball raceways for smooth swiveling action
- 1/2" hollow axle with grease zerker and lock nut
- 1/4" thick steel leg construction
- 5/8" nut & bolt kingpin
- Weight capacities up to 1,250 lbs

### Applications

- Industrial Equipment
- Material Handling
- Store fixtures
- Carts
- Institutional Equipment

### Options

- **Wheel Face Brake**
- **Tread Lock Brake**
- **5" and 7" Cam Brake**
- **Tread Lock Brake**
- Roller bearing is standard, but optional precision ball bearings and Delrin bearings also available. PolyKat requires Precision ball bearing.

### Wheel Selection



Floor Protection*	✓+	✓+	✓+	✓+	✓+	✓+	✓	✓	
Non-Marking		✓+	✓+	✓+	✓+	✓+	✓	✓	
Durability	✓	✓	✓	✓+	✓+	✓+	✓+	✓+	✓+
Cushioned Ride	✓+	✓+	✓+	✓	✓	✓	✓	✓	✓+
Chemical Resistance	✓	✓	✓	✓+	✓+	✓+	✓+	✓	✓+

\*See page 48 for application details.

### Brake Options

All brakes except total lock available on both swivel and rigid casters.



**Tread Lock Brake (TBK)**



**Total Lock**  
Integrated into swivel fork.

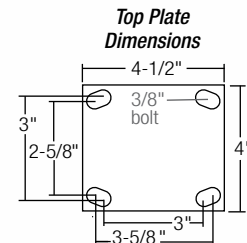


**Short Pedal 5" Cam (CAMS)\***



**Long Pedal 7" Cam (CAML)\***

\*Roller Bearing required for all CAM brakes. Long Pedal CAM will not work with 4" models.



E-Line continues next page

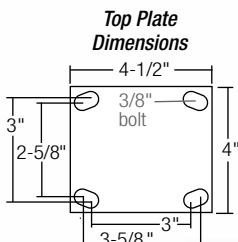



# Pemco E-Line

Continued from previous page

Wheel Dia.	Tread Width	Wheel Type	Load Capacity (lbs)	Mount Height	Swivel Radius	Standard Bearing	Swivel Caster Part #	Rigid Caster Part #	Total Lock Brake	Caster Bearing Options	Other Brake Options
4"	2"	PolyKat™ Thermo-Urethane	600	5-5/8"	Swivel Rig 3-3/8"  <b>Brakes</b> Total Lock 5-7/16" Wheel Face 6-13/32" Tread Lock 3-5/8" Cam Short 4-23/32" Cam Long Not Available	Precision Ball	ES4X2PKTP8	ER4X2PKTP8	ET4X2PKTP8	N/A	(+) TBK
		Thermo-Urethane (Maroon/Grey)	500	5-5/8"		Roller	ES4X2TUM	ER4X2TUM	ET4X2TUM	(+) B, D	(+) TBK, CAMS
		Mold-on Poly	800	5-5/8"		Roller	ES4X2MOP	ER4X2MOP	ET4X2MOP	(+) B	
		Mold-on Rubber	400	5-5/8"		Roller	ES4X2MOR	ER4X2MOR	ET4X2MOR	(+) B	
		Thermo-Rubber (Flat)	300	5-5/8"		Roller	ES4X2TPR	ER4X2TPR	ET4X2TPR	(+) B, D	
		Thermo-Rubber (Donut)	300	5-5/8"		Roller	ES4X2TPD	ER4X2TPD	ET4X2TPD	(+) B, D	
		Phenolic	800	5-5/8"		Roller	ES4X2PHN	ER4X2PHN	ET4X2PHN	(+) B, D	
		Polypropylene HD	500	5-5/8"		Roller	ES4X2POD	ER4X2POD	ET4X2POD	(+) B, D	
		Cast Iron	800	5-5/8"		Roller	ES4X2CIR	ER4X2CIR	ET4X2CIR	(+) B	
5"	2"	PolyKat™ Thermo-Urethane	800	6-1/2"	Swivel Rig 4"  <b>Brakes</b> Total Lock 5-13/16" Wheel Face 7-1/32" Tread Lock 4" Cam Short 5" Cam Long 6"	Precision Ball	ES5X2PKTP8	ER5X2PKTP8	ET5X2PKTP8	N/A	(+) TBK
		Thermo-Urethane (Maroon/Grey)	600	6-1/2"		Roller	ES5X2TUM	ER5X2TUM	ET5X2TUM	(+) B, D	(+) TBK, CAMS, CAML
		Mold-on Poly	1100*	6-1/2"		Roller	ES5X2MOP	ER5X2MOP	ET5X2MOP	(+) B	
		Mold-on Rubber	400	6-1/2"		Roller	ES5X2MOR	ER5X2MOR	ET5X2MOR	(+) B	
		Thermo-Rubber (Flat)	350	6-1/2"		Roller	ES5X2TPR	ER5X2TPR	ET5X2TPR	(+) B, D	
		Thermo-Rubber (Donut)	350	6-1/2"		Roller	ES5X2TPD	ER5X2TPD	ET5X2TPD	(+) B, D	
		Phenolic	1000*	6-1/2"		Roller	ES5X2PHN	ER5X2PHN	ET5X2PHN	(+) B, D	
		Polypropylene HD	600	6-1/2"		Roller	ES5X2POD	ER5X2POD	ET5X2POD	(+) B, D	
		Cast Iron	1000*	6-1/2"		Roller	ES5X2CIR	ER5X2CIR	ET5X2CIR	(+) B	
6"	2"	PolyKat™ Thermo-Urethane	1000*	7-1/2"	Swivel Rig 4-3/4"  <b>Brakes</b> Total Lock 6" Wheel Face 7-21/32" Tread Lock 4-3/4" Cam Short 5-1/8" Cam Long 6-5/32"	Precision Ball	ES6X2PKTP8	ER6X2PKTP8	ET6X2PKTP8	N/A	(+) TBK
		Thermo-Urethane (Maroon/Grey)	720	7-1/2"		Roller	ES6X2TUM	ER6X2TUM	ET6X2TUM	(+) B, D	(+) TBK, CAMS, CAML
		Mold-on Poly	1200*	7-1/2"		Roller	ES6X2MOP	ER6X2MOP	ET6X2MOP	(+) B	
		Mold-on Rubber	550	7-1/2"		Roller	ES6X2MOR	ER6X2MOR	ET6X2MOR	(+) B	
		Thermo-Rubber (Flat)	500	7-1/2"		Roller	ES6X2TPR	ER6X2TPR	ET6X2TPR	(+) B, D	
		Thermo-Rubber (Donut)	500	7-1/2"		Roller	ES6X2TPD	ER6X2TPD	ET6X2TPD	(+) B, D	
		Phenolic	1200*	7-1/2"		Roller	ES6X2PHN	ER6X2PHN	ET6X2PHN	(+) B, D	
		Polypropylene HD	600	7-1/2"		Roller	ES6X2POD	ER6X2POD	ET6X2POD	(+) B, D	
		Cast Iron	1200*	7-1/2"		Roller	ES6X2CIR	ER6X2CIR	ET6X2CIR	(+) B	
8"	2"	PolyKat™ Thermo-Urethane	1200*	9-1/2"	Swivel Rig 6-1/4"  <b>Brakes</b> Total Lock 6-3/8" Wheel Face 9-1/16" Tread Lock 6-1/4" Cam Short 6-1/4" Cam Long 6-5/8"	Precision Ball	ES8X2PKTP8	ER8X2PKTP8	ET8X2PKTP8	N/A	(+) TBK
		Thermo-Urethane (Maroon/Grey)	800	9-1/2"		Roller	ES8X2TUM	ER8X2TUM	ET8X2TUM	(+) B, D	(+) TBK, CAMS, CAML
		Mold-on Poly	1250*	9-1/2"		Roller	ES8X2MOP	ER8X2MOP	ET8X2MOP	(+) B	
		Mold-on Rubber	600	9-1/2"		Roller	ES8X2MOR	ER8X2MOR	ET8X2MOR	(+) B	
		Thermo-Rubber (Flat)	600	9-1/2"		Roller	ES8X2TPR	ER8X2TPR	ET8X2TPR	(+) B, D	
		Thermo-Rubber (Donut)	600	9-1/2"		Roller	ES8X2TPD	ER8X2TPD	ET8X2TPD	(+) B, D	
		Phenolic	1250*	9-1/2"		Roller	ES8X2PHN	ER8X2PHN	ET8X2PHN	(+) B, D	
		Polypropylene HD	900	9-1/2"		Roller	ES8X2POD	ER8X2POD	ET8X2POD	(+) B, D	
		Cast Iron	1250*	9-1/2"		Roller	ES8X2CIR	ER8X2CIR	ET8X2CIR	(+) B	

\*Maximum weight capacity of total lock brake casters is 900 lbs. each



 Rubber swivel seal keeps dirt out and lube in for longer caster life. Add **RS** after ES. Example: **ESRS4X2MOR**

### Bearing Options



# Nomenclature

With thousands of options, casters can be difficult to specify. Please contact the professionals for fast help at [www.shepherdcasters.com](http://www.shepherdcasters.com) or call us at 1-800-253-0868.



**Example model number** shown (PGS50120ZN-TPR33(GG) TB) is an institutional caster (**PGS**). The wheel diameter is 5" (**50**). The fastening is a swivel top plate (**120**). The caster fork finish is zinc (**ZN**). The wheel is a TPR (**TPR**) with a precision bearing and full thread guard (**33**). The color of the tread is grey and the wheel core is grey (**GG**). The caster has an optional tread lock brake (**TB**).

## PGS50 120ZN-TPR 33 (GG) TB

### Wheel Diameter

All series except twin wheels are 2 digits and are in inches, ie 30=3". Some twin wheels extend to 3 digits ie 100=100mm

### Fastening

See pages 59-67 for a listing of all fastenings

### Finish

ZN-Zinc  
TZ-ROHS compliant Zinc  
BO-Black Oxide  
BK-Black  
BB-Bright Brass  
BC-Bright Chrome  
WA-Windsor Antique  
SC Satin Chrome

### Wheel

Single wheel casters only  
See pages 92-100 for a listing of all wheel types, some lighter duty casters have a 2 digit code.

### Bearing/Thread Guard

01- plain bore, no thread guard  
11- Delrin, no thread guard  
21- Two pc ball bearing, no thread guard  
22- two piece ball bearing, partial wheel thread guard  
33- Precision bearing, full thread guard  
51- roller bearing, no thread guard  
81- sealed roller bearing, no thread guard

### Wheel Color

Tread Color and Core color, see individual product sections for wheel color options

### Options

Will include brake options and other non-standard options. In Twin wheels will also include tread options such as urethane (-U). See individual product sections for details.

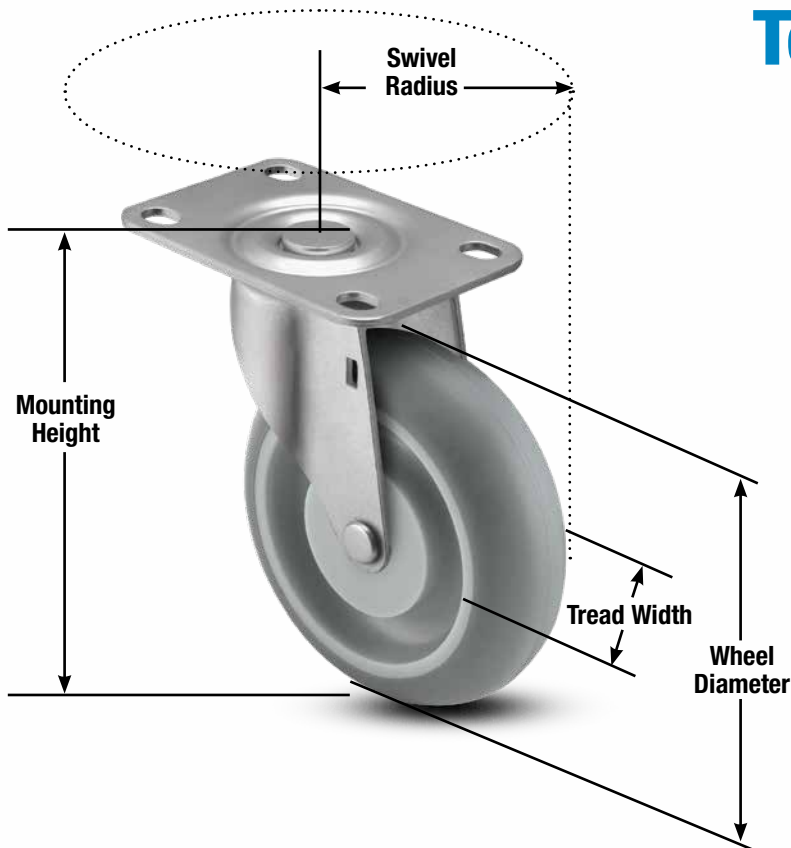
### Caster Code

Code	Description
PRE	Regent-Swivel
PRI	Regent-Rigid
PMN	Monarch
PGR	Institutional Rigid
PGS	Institutional Swivel
PGT	Institutional Total Lock
PRQ	General Duty Rigid
PSQ	General Duty Swivel
COO	Low Profile Low Profile
BLS	Low Profile Swivel
BLM	Low Profile Swivel
BLR	Low Profile Rigid
BLR	Low Profile Rigid
BDS	BDS Swivel
BDR	BDR Swivel
POM	Omega
PRS	RS Series
PRT	RT Total Lock Series
PEC	Eclipse

Code	Description
PGE	Genesis
PCM	Ball Casters Cosmo
PSE	Ball Casters Satellite
PSN	Ball Casters Saturn
PST	Ball Casters Starlet
PPL	Ball Casters Planet
PBH	Baron
PSF	SoftTech Series
PUT	Ultima Series
PPA	Pacer Series
PTW	Source II
PSC	Specialty Chair Casters
PSD	Specialty Chair Casters
TGE	Genesis Dual
RXS	GRX High Performance
PLD	Ladder Caster
PGN	Glass Handling Casters
PDT	PDT Caster

# Terms & Definitions

## Caster Terms



**Swivel Radius** – The distance from the center of the fastening to the outer most point of the caster. This specifies the minimum clearance required for a mounted caster to swivel 360 degrees.

**Wheel Diameter** – The vertical measurement from the bottom to the top of the wheel (wheel diameter also commonly refers to the size of the caster). Generally, the larger the wheel diameter, the easier it will roll.

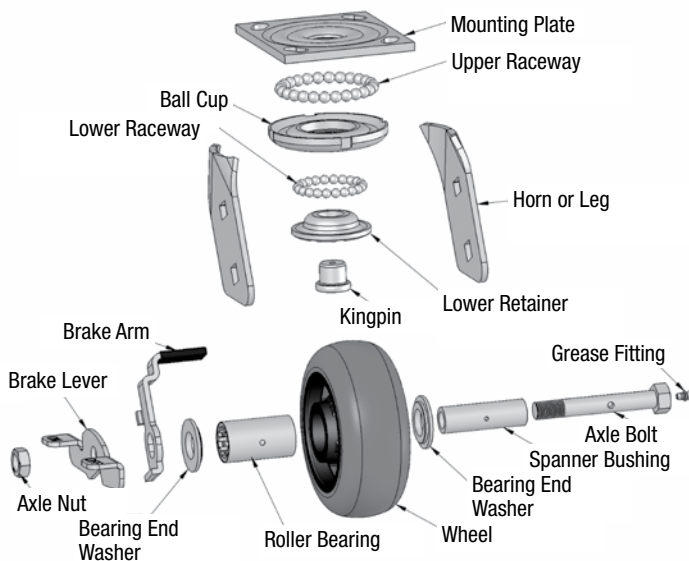
**Mounting Height** – The total distance the caster raises the unit off the floor when assembled. It is ideally the measurement from the bottom of the wheel to the top of the fastening (does not include stem within the unit).

**Dynamic Load** – The calculated load a caster has been designed to support while in use. This dynamic calculation is determined by static load, durability and impact factors—and is assigned on a per caster basis. To determine the load required based on the number of casters on the unit, divide the fully loaded product weight by the number of casters.

## Other Important Selection Considerations:

- **Load capacity:** divide the fully loaded product weight by the number of casters to determine the dynamic load rating required per caster.
- **Floor conditions:** hard treads usually provide greater capacity, but are louder and can damage some floors. Soft treads are quieter, more floor protective, more shock absorbing, and roll more easily over obstructions.
- **Rollability:** the right bearing and wheel material can make a big difference. Precision ball bearings reduce the effort needed to initiate and sustain rolling—while larger diameter, crowned and hard tread wheels also generally help with improved rollability.
- **Brakes:** a host of brake options are available, some designed for economic solutions (Side and Friction), others for a positive locking wheel brake (Tread Locks and Top Locks), and others to ensure safety by positively locking both wheel and swivel (Total Locks).
- **Mounting methods:** many considerations come into selecting the right fastening method. With hundreds of options available, we have the experience to ensure you utilize the proper method.
- **Maintenance considerations:** various bearing types are available to provide maintenance free operation.
- **Unusual conditions:** are frequent washings, salt water, high heat, or non-magnetic requirements present? We have you covered if so.

## Caster Assembly Parts





# E-Line Components

## Swivel and Rigid Rigs



Wheel Dia.	Tread Width	*Load Capacity (lbs)	Mount Height	Swivel Caster Part #	Rigid Caster Part #
4"	2"	1250	5-5/8"	RIG4X2ES	RIG4X2ER
5"	2"	1250	6-1/2"	RIG5X2ES	RIG5X2ER
6"	2"	1250	7-1/2"	RIG6X2ES	RIG6X2ER
8"	2"	1250	9-1/2"	RIG8X2ES	RIG8X2ER

## Total Lock Rigs



Wheel Dia.	Tread Width	*Load Capacity (lbs)	Mount Height	Swivel Radius	Part #
4"	2"	900	5-5/8"	5-7/16"	RIG4X2EST
5"	2"	900	6-1/2"	5-13/16"	RIG5X2EST
6"	2"	900	7-1/2"	6"	RIG6X2EST
8"	2"	900	9-1/2"	6-3/8"	RIG8X2EST

\*Some wheels have lower capacities. See pemccasters.com/eline for specifications.

## Wheels



Wheel Dia.	Tread Width	Wheel Type	Load Capacity (lbs)	Standard Bore	Wheel Part # (Plain bore)	Bearing Options
4"	2"	PolyKat™ Thermo-Urethane	600	1/2"	WH4X2PKTP8	Prec. Ball
		Thermo-Urethane (Maroon/Grey)	500	1-3/16"	WH4X2TUM19	(+) B, D, R
		Mold-on Poly	800	1-3/16"	WH4X2MOP19	(+) B, R
		Mold-on Rubber	400	1-3/16"	WH4X2MOR19	(+) B, R
		Thermo-Rubber (Flat)	300	1-3/16"	WH4X2TPR19	(+) B, D, R
		Thermo-Rubber (Donut)	300	1-3/16"	WH4X2TPD19	(+) B, D, R
		Phenolic	800	1-3/16"	WH4X2PHN19	(+) B, D, R
		Polypropylene HD	500	1-3/16"	WH4X2POD19	(+) B, D, R
5"	2"	Cast Iron	800	1-3/16"	WH4X2CIR19	(+) B, R
		PolyKat™ Thermo-Urethane	800	1/2"	WH5X2PKTP8	Prec. Ball
		Thermo-Urethane (Maroon/Grey)	600	1-3/16"	WH5X2TUM19	(+) B, D, R
		Mold-on Poly	1100	1-3/16"	WH5X2MOP19	(+) B, R
		Mold-on Rubber	400	1-3/16"	WH5X2MOR19	(+) B, R
		Thermo-Rubber (Flat)	350	1-3/16"	WH5X2TPR19	(+) B, D, R
		Thermo-Rubber (Donut)	350	1-3/16"	WH5X2TPD19	(+) B, D, R
		Phenolic	1000	1-3/16"	WH5X2PHN19	(+) B, D, R
6"	2"	Polypropylene HD	600	1-3/16"	WH5X2POD19	(+) B, D, R
		Cast Iron	1000	1-3/16"	WH5X2CIR19	(+) B, R
		PolyKat™ Thermo-Urethane	1000	1/2"	WH6X2PKTP8	Prec. Ball
		Thermo-Urethane (Maroon/Grey)	720	1-3/16"	WH6X2TUM19	(+) B, D, R
		Mold-on Poly	1200	1-3/16"	WH6X2MOP19	(+) B, R
		Mold-on Rubber	550	1-3/16"	WH6X2MOR19	(+) B, R
		Thermo-Rubber (Flat)	500	1-3/16"	WH6X2TPR19	(+) B, D, R
		Thermo-Rubber (Donut)	500	1-3/16"	WH6X2TPD19	(+) B, D, R
8"	2"	Phenolic	1200	1-3/16"	WH6X2PHN19	(+) B, D, R
		Polypropylene HD	600	1-3/16"	WH6X2POD19	(+) B, D, R
		Cast Iron	1200	1-3/16"	WH6X2CIR19	(+) B, R
		PolyKat™ Thermo-Urethane	1200	1/2"	WH8X2PKTP8	Prec. Ball
		Mold-on Poly	1250	1-3/16"	WH8X2MOP19	(+) B, R
		Thermo-Urethane (Maroon/Grey)	800	1-3/16"	WH8X2TUM19	(+) B, D, R
		Mold-on Rubber	600	1-3/16"	WH8X2MOR19	(+) B, R
		Thermo-Rubber (Flat)	600	1-3/16"	WH8X2TPR19	(+) B, D, R
8"	2"	Thermo-Rubber (Donut)	600	1-3/16"	WH8X2TPD19	(+) B, D, R
		Phenolic	1250	1-3/16"	WH8X2PHN19	(+) B, D, R
		Polypropylene HD	900	1-3/16"	WH8X2POD19	(+) B, D, R
		Cast Iron	1250	1-3/16"	WH8X2CIR19	(+) B, R

Above wheels come with 1-3/16" plain bore – NO BEARING. To add bearings, replace 19 with desired bearing code: Pedestal Precision Ball **B**, Delrin **D** (includes bushing) D75 (3/4" I.D. no bushing) or Roller **R** (includes bushing) R75 (3/4" I.D. no bushing). Plastic retainer washers come standard on wheels with roller bearings; to order optional steel retainer washers add **SW** to the end of the part number.

## Brakes

All brake kits include axle, nut and necessary hardware to install on swivel or rigid rigs.

### Tread Lock Brake (TBK)



TBK4X2E	4" models
TBK5X2E	5" models
TBK6X2E	6" models
TBK8X2E	8" models

### Wheel Face Brake (WFB)



WFB4X2E	4" models
WFB5X2E	5" models
WFB6X2E	6" models
WFB8X2E	8" models

### Long Pedal Cam Brake 7" (CAML)

Only works with roller bearing models. Fits all E-Line sizes.



CAMXX2L	Comes with custom spanner bushing (roller bearing required)
---------	---

### Short Pedal Cam Brake 5" (CAMS)

Only works with roller bearing models. Fits all caster sizes.



CAMXX2S	Comes with custom spanner bushing (roller bearing required)
---------	---

## Hardware

(All hardware parts sold per piece, not sets)



AXLEZRKEX2  
AXLENUTEX2  
SPANNEREX2

Axle (Zerk) 1/2-13x3.37  
Nut 1/2-13  
Spanner bushing 1/2 X 3/4 X 2-7/16

Retaining Washer (Plastic) WHLCAPPLEX2  
Retaining Washer (Steel) WHLCAPSTEX2

Roller bearing 3/4 I.D. (Use With Bushing For 1/2 I.D.) BRGCROLLEX2  
Pedestal precision bearing BRGPBALLEX2  
Flanged Delrin bearing 3/4 I.D. (Use With Bushing For 1/2 I.D.) BRGDELRNEX2

### 4 Position Swivel Lock

Lock and unlock swivel for easy tracking down hallways



SWVLOCKX2

### Raceway Seals

Upper and Lower seals (Sold as set). Not available for Total Lock models.



RCWYSEALEX2

# Wheel Selection Guide

## Polyolefin Wheels



Page 49

## Soft & Hard Rubber Wheels



Page 50

## Thermoplastic Rubber (TPR) Wheels



Page 51

## MonoTech Wheels



Page 52

## Pneumatic/No-Matic Wheels



Page 53

## Thermoplastic (TPU) Polyurethane Wheels



Page 54

## Vipor Wheels



Page 55

## Solid Urethane & Nylon Wheels



Page 55

## E-Line Wheels



Page 47

## Wheel Application Guide

					
Wheel Type	Carpet	Linoleum	Wood	Concrete	Tile
<b>MonoTech</b>	Good	Excellent	Excellent	Excellent	Excellent
<b>Thermoplastic Rubber (TPR)</b>	Good	Good	Good	Good	Good
<b>Polyurethane (TPU)</b>	Good	Good	Good	Excellent	Excellent
<b>Soft Rubber**</b>	Good	Good	Good	Good	Good
<b>Hard Rubber**</b>	Good			Good	
<b>Polyolefin</b>	Good			Good	Good
<b>Vipor</b>	Excellent	Good	Good	Excellent	Good
<b>Pneumatic**</b>	Good	Good	Good	Good	Good
<b>No-Matic**</b>	Good	Good	Good	Good	Good
<b>Phenolic</b>	Good			Good	
<b>Glass Filled Nylon</b>	Good			Good	
<b>Cast Iron</b>				Good	

\*Always consult your flooring manufacturer to determine the best wheel materials for your floor prior to use.

\*\*Some industrial rubber wheels may leave rubber residue on certain floor types, test prior to use.



# Polyolefin Wheels

## Polyolefin (Popular on Regent, Monarch, Institutional Series and E-Line Series)

Wheel Diameter (Inches)	Tread Width (Inches)	Bearing	Hub Length (Inches)	Axle Size (Inches)	Color Tread/ Core	Durometer / Shore Scale	Dynamic Load (Pounds)	Part Number
1-1/4"	17/32"	Plain	.63"	3/16"	Black	70D	75	007114
1-5/8"	11/16"	Plain	.77"	7/32"	Black	70D	80	006971
2"	13/16"	Plain	.90"	1/4"	Black	70D	100	006972
2-1/2"	13/16"	Plain	.92"	1/4"	Black	70D	120	007213
3"	13/16"	Plain	.99"	1/4"	Black	70D	125	007386
	1-1/4"	Plain	1.56"	3/8"	Black	70D	270	005100
4"	15/16"	Plain	1.15"	5/16"	Black	70D	150	004101
	1-1/4"	Plain	1.56"	3/8"	Black	70D	275	005102
	2"	Plain	2.375"	1-3/16" bore <sup>1</sup>	Black	70D	500	WH4X2POD19
5"	15/16"	Plain	1.15"	5/16"	Black	70D	150	007310
	1-1/4"	Plain	1.56"	3/8"	Black	70D	300	005103
6"	2"	Plain	2.375"	1-3/16" bore <sup>1</sup>	Black	70D	600	WH5X2POD19
	2"	Plain	2.375"	1-3/16" bore <sup>1</sup>	Black	70D	600	WH6X2POD19
8"	2"	Plain	2.375"	1-3/16" bore <sup>1</sup>	Black	70D	900	WH8X2POD19

<sup>1</sup>Requires bearing and spanner to utilize 1/2" axle.



### Features

- The most economical hard tread wheel solution
- Non-marking and resistant to frequent wash-downs, oil, grease, cleaning solutions, and most chemicals
- High-impact strength in a lightweight injection molded construction
- Other wheel options available; please consult factory for details
- **Temperature Range:** -20° to 180° F



2" Regent/  
Monarch



2" Low Profile  
00



2-1/2" Low Profile  
BLS/BLM

## Solid Wall Polyolefin (Popular on Regent, Monarch, Low Profile 00 and Low Profile BLS/BLM Series)

Wheel Diameter (Inches)	Tread Width (Inches)	Bearing	Hub Length (Inches)	Axle Size (Inches)	Color Tread/ Core	Durometer / Shore Scale	Dynamic Load (Pounds)	Part Number
2"	3/4"	Plain	.90"	1/4"	Black	70D	100	007956
	3/4"	Plain	.921"	5/16"	Black	70D	100	618712
	1-13/16"	Plain	1.85"	5/16"	Black	70D	300	618901
2-1/2"	1-3/4"	Roller	1.94"	3/8" <sup>2</sup>	Black	70D	400	618820

<sup>2</sup>Requires spanner #009292 to utilize 3/8" axle.



2" Spherical:  
Baron Series

## Spherical Polyolefin (Popular on Baron Series)

Wheel Diameter (Inches)	Tread Width (Inches)	Bearing	Hub Length (Inches)	Axle Size (Inches)	Color Tread/ Core	Durometer / Shore Scale	Dynamic Load (Pounds)	Part Number
2"	-	Plain	1.98"	1/4"	Black	70D	100	006520

## Popular Polyolefin Caster Series



**E-Line**  
Pages 42-43



**Institutional**  
Pages 10-12



**Regent**  
Pages 6-8



**Low Profile 00**  
Page 14



**Baron**  
Page 26

# Soft and Hard Rubber Tread Wheels



## Features

- Soft rubber wheels combine a soft tread on a hard rubber core—offering quiet movement, a cushioned ride, and added floor protection
- Hard rubber wheels provide higher load capacities and impact resistance
- Resistant to most chemicals and oils
- **Temperature Range:**  
-40° to 160° F

Wheel Diameter (Inches)	Tread Width (Inches)	Bearing	Hub Length (Inches)	Axle Size (Inches)	Wheel Color	Durometer / Shore Scale	Dynamic Load (Pounds)	Part Number
<b>Soft Rubber (Popular on Regent, Monarch and Institutional Series)</b>								
1-5/8"	23/32"	Plain	.77"	7/32"	Black	75A	70	006371
	13/16"	Plain	.92"	1/4"	Black	75A	80	006102
2"	13/16"	Plain	.92"	5/16"	Dark Grey	75A	80	618711
	13/16"	Plain	.92"	1/4"	Black	75A	90	006742
2-1/2"	13/16"	Plain	.92"	1/4"	Black	75A	110	007385
	1-1/4"	Plain	1.56"	3/8" <sup>1</sup>	Black	75A	150	615493
3"	1-1/4"	Plain	1.56"	3/8" <sup>1</sup>	Black	75A	150	615121
	15/16"	Plain	1.15"	5/16"	Black	75A	125	007272
4"	1-1/4"	Plain	1.56"	3/8" <sup>1</sup>	Black	75A	165	615514
	15/16"	Plain	1.15"	5/16"	Black	75A	130	007312
5"	1-1/4"	Plain	1.56"	3/8" <sup>1</sup>	Black	75A	200	615519

<sup>1</sup>Requires spanner# 612240 to utilize 3/8" axle, order separately with wheel.

## Hard Rubber (Popular on Regent, Monarch and Institutional Series)

2"	13/16"	Plain	.92"	1/4"	Black	80D	100	006646
	13/16"	Plain	.92"	5/16"	Loden Grey	80D	100	618710
2-1/2"	13/16"	Plain	.92"	1/4"	Black	80D	110	006744
	13/16"	Plain	.99"	1/4"	Black	80D	120	007380
3"	1-1/4"	Plain	1.56"	3/8" <sup>1</sup>	Black	80D	210	615487
	1-1/4"	Plain	1.56"	3/8" <sup>1</sup>	Black	80D	250	615120
3-1/2"	15/16"	Plain	1.15"	5/16"	Black	80D	150	007271
	1-1/4"	Plain	1.56"	3/8" <sup>1</sup>	Black	80D	255	615513
4"	15/16"	Plain	1.15"	5/16"	Black	80D	150	007311
	1-1/4"	Plain	1.56"	3/8" <sup>1</sup>	Black	80D	280	615516

<sup>1</sup>Requires spanner# 612240 to utilize 3/8" axle, order separately with wheel.

## Spherical Soft Rubber (Popular on Baron Series)



1-5/8" Spherical:  
Baron Series

Wheel Diameter (Inches)	Bearing	Hub Length (Inches)	Axle Size (Inches)	Wheel Color	Durometer / Shore Scale	Dynamic Load (Pounds)	Part Number
1-5/8"	Plain	1.52"	7/32"	Black	75A	75	006522

## Popular Rubber Tread Caster Series



**Institutional  
Hard and Soft  
Rubber**  
Pages 10-12



**Regent  
Hard and Soft  
Rubber**  
Pages 6-8



**Low Profile 00 Hard  
and Soft Rubber**  
Page 14



**Baron  
Soft Rubber**  
Page 26

# Thermoplastic Rubber (TPR) Wheels

TPR (Popular on Regent, Monarch and Institutional Series)

Wheel Diameter (Inches)	Tread Width (Inches)	Bearing	Tread/Core Color	Thread Guard	Hub Length (Inches)	Axle Size (Inches)	Durometer / Shore Scale	Dynamic Load (Pounds)	Part Number
2"	13/16"	Plain	Grey/Black	None	0.9"	1/4"	40D	80	007962
	13/16"	Plain	Grey/Black	None	0.92"	5/16"	40D	80	618713
2-1/2"	13/16"	Plain	Grey/Black	None	0.9"	1/4"	40D	90	007964
3"	13/16"	Plain	Grey/Black	None	0.99"	1/4"	40D	125	008063
	1-1/4"	Delrin	Grey/Grey	None	1.5"	3/8"	85A	210	009014
3-1/2"	1-1/4"	Precision Ball	Grey/Grey	Full	1.6"	3/8"	85A	210	008412
	1-1/4"	Delrin	Grey/Grey	None	1.5"	3/8"	85A	250	009197
4"	1-1/4"	Ball	Grey/Grey	Partial	1.625"	3/8"	85A	250	009198
	15/16"	Plain	Grey/Black	None	1.15"	5/16"	75A	125	008064
4"	1-1/4"	Delrin	Grey/Grey	None	1.5"	3/8"	85A	260	009018
	1-1/4"	Precision Ball	Grey/Grey	Partial	1.6"	3/8"	85A	260	008424M
5"	1-1/4"	Precision Ball	Grey/Grey	Full	1.6"	3/8"	85A	260	008415M
	15/16"	Plain	Grey/Black	None	1.15"	5/16"	75A	150	008065
5"	1-1/4"	Delrin	Grey/Grey	None	1.5"	3/8"	85A	280	009022
	1-1/4"	Precision Ball	Grey/Grey	Partial	1.6"	3/8"	85A	280	008427M
6"	1-1/4"	Precision Ball	Grey/Grey	Full	1.6"	3/8"	85A	280	008418M
	1-1/4"	Precision Ball	Grey/Grey	Partial	1.6"	3/8"	85A	300	008430M
6"	1-1/4"	Precision Ball	Grey/Grey	Full	1.6"	3/8"	85A	300	008421M



## Features

- A better alternative to standard rubber wheels
- Non-marking and floor protective
- Tread is chemically bonded to the core
- Resistant to chemicals and oils, and ideal for wash down applications
- Can be manufactured in a variety of special colors; consult factory for minimums and details
- **Temperature Range:** -40° to 180° F

RAZER (RZ)

See page 47 for E-Line flat and donut wheel models



**Institutional TPR**  
Pages 10-12



**Regent TPR**  
Pages 6-8

# MonoTech Wheels



Wheel Diameter (Inches)	Tread Width (Inches)	Bearing	Tread Shape	Thread Guard	Hub Length (Inches)	Axle Size (Inches)	Durometer / Shore Scale	Dynamic Load (Pounds)	Part Number
-------------------------	----------------------	---------	-------------	--------------	---------------------	--------------------	-------------------------	-----------------------	-------------



Precision bearing model



Plain bearing model

## Features

- Provides ultimate floor protection and a quiet, cushioned ride
- Rolls over obstacles with ease
- Will not flat spot and is excellent on any floor type
- Rejects floor debris, including metal shavings and glass
- Donut tread wheels provide easier rollability and maneuverability
- **Temperature Range:**  
-45° to 180° F

### MonoTech Light Duty (Popular on Regent and Monarch)

3"	13/16"	Plain	Donut	None	1.01"	1/4"	65A	120	009001
4"	15/16"	Plain	Donut	None	1.18"	5/16"	65A	150	009003
5"	15/16"	Plain	Donut	None	1.18"	5/16"	65A	160	007315
	15/16"	Precision Ball	Donut	Full	1.18"	5/16"	65A	160	007320

### MonoTech Flat (Popular on Institutional)

3-1/2"	1-1/4"	Precision Ball	Flat	Partial	1-5/8"	3/8"	65A	250	009916
	1-1/4"	Delrin	Flat	None	1-1/2" <sup>1</sup>	3/8"	65A	250	009913
4"	1-1/4"	Precision Ball	Flat	Partial	1-5/8"	3/8"	65A	300	009917
	1-1/4"	Delrin	Flat	None	1-1/2" <sup>1</sup>	3/8"	65A	300	009914
5"	1-1/4"	Precision Ball	Flat	Partial	1-5/8"	3/8"	65A	325	009918
	1-1/4"	Delrin	Flat	None	1-1/2" <sup>1</sup>	3/8"	65A	325	009915

<sup>1</sup>Requires spanner# 612240 to utilize 3/8" axle, order separately with wheel.

### MonoTech Donut (Popular on Institutional)

4"	1-1/4"	Precision Ball	Donut	Partial	1-5/8"	3/8"	65A	250	009919
	1-1/4"	Delrin	Donut	None	1-1/2" <sup>1</sup>	3/8"	65A	250	009907
5"	1-1/4"	Precision Ball	Donut	Partial	1-5/8"	3/8"	65A	300	009908
	1-1/4"	Delrin	Donut	None	1-1/2" <sup>1</sup>	3/8"	65A	300	009901
6"	1-1/4"	Precision Ball	Donut	Partial	1-5/8"	3/8"	65A	325	009904
	1-1/4"	Delrin	Donut	None	1-1/2" <sup>1</sup>	3/8"	65A	325	009903

<sup>1</sup>Requires spanner# 612240 to utilize 3/8" axle, order separately with wheel.

## Popular MonoTech Caster Series

**Institutional MonoTech**  
Pages 10-12



**Regent MonoTech**  
Pages 6-8



**Regent MonoTech**  
Pages 6-8



# Pneumatic and No-Matic Wheels



## Pneumatic (Popular on Institutional)

Wheel Diameter (Inches)	Tread Width (Inches)	Bearing	Tread/ Core Color	Hub Length (Inches)	Axle Size (Inches)	Tire Pressure	Dynamic Load (Pounds)	Part Number
6"	1-1/4"	Ball Bearing	Black/Grey	1.57"	3/8"	90PSI	150	006006

## Pneumatic Features

- Shock absorbing to reduce vibration to protect equipment and cargo
- Smooth ride indoors or outdoors
- Will roll over obstacles, thresholds, and uneven surfaces with ease
- Durable polypropylene core
- 90 PSI



## No-Matic (3" Regent/Monarch/6" Institutional)

Wheel Diameter (Inches)	Tread Width (Inches)	Bearing	Tread/ Core Color	Hub Length (Inches)	Axle Size (Inches)	Durometer / Shore Scale	Dynamic Load (Pounds)	Part Number
3"	13/16"	Plain	Black/Grey	.99"	1/4"	70A	150	010283
6"	1-1/4"	Ball Bearing	Black/Grey	1.57"	3/8"	70A	150	009922
	1-1/4"	Ball Bearing	Grey/Grey	1.57"	3/8"	70A	150	009923

## No-Matic Features

- A pneumatic look and feel without the maintenance and risk of flat tires
- Available in a non-marking grey tire
- Shock absorbing and will roll over obstacles, thresholds, and uneven surfaces with ease
- Durable polypropylene core

## Popular Pneumatic and No-Matic Caster Series

**Institutional Pneumatic**  
Pages 10-12



**Institutional No-Matic**  
Pages 10-12



**Regent No-Matic 3"**  
Pages 6-8



# Thermoplastic Urethane (TPU)



## TPU (Popular on Regent, Monarch and Institutional)

Wheel Diameter (Inches)	Tread Width (Inches)	Bearing	Tread/Core Color	Thread Guard	Hub Length (Inches)	Axle Size (Inches)	Durometer / Shore Scale	Dynamic Load (Pounds)	Part Number
2"	13/16"	Plain	Grey/Black	None	0.9"	1/4"	40D	100	007963
2-1/2"	13/16"	Plain	Grey/Black	None	0.9"	1/4"	40D	120	007965
	13/16"	Plain	Grey/Black	None	0.99"	1/4"	40D	125	008083
3"	1-1/4"	Precision Ball	Blue/Grey	Full	1.6"	3/8"	45D	250	008443
	1-1/4"	Precision Ball	Grey/Grey	Full	1.6"	3/8"	45D	250	008413
3-1/2"	1-1/4"	Ball	Grey/Grey	Partial	1.625"	3/8"	45D	275	009199
	15/16"	Plain	Grey/Black	None	1.15"	5/16"	40D	150	008084
4"	1-1/4"	Precision Ball	Blue/Grey	Partial	1.6"	3/8"	45D	300	008444M
	1-1/4"	Precision Ball	Blue/Grey	Full	1.6"	3/8"	45D	300	008446M
	1-1/4"	Precision Ball	Grey/Grey	Partial	1.6"	3/8"	45D	300	008425M
	1-1/4"	Precision Ball	Grey/Grey	Full	1.6"	3/8"	45D	300	008416M
5"	15/16"	Plain	Grey/Black	None	1.15"	5/16"	40D	150	008085
	1-1/4"	Precision Ball	Blue/Grey	Partial	1.6"	3/8"	45D	315	008445M
	1-1/4"	Precision Ball	Blue/Grey	Full	1.6"	3/8"	45D	315	008447M
	1-1/4"	Precision Ball	Grey/Grey	Partial	1.6"	3/8"	45D	315	008428M
6"	1-1/4"	Precision Ball	Grey/Grey	Full	1.6"	3/8"	45D	315	008419M
	1-1/4"	Precision Ball	Grey/Grey	Partial	1.6"	3/8"	45D	325	008431M
6"	1-1/4"	Precision Ball	Grey/Grey	Full	1.6"	3/8"	45D	325	008422M

### Features

- Consists of a high-grade urethane tread mechanically interlocked to a polyolefin core
- Urethane offers extended wear and excellent floor protection
- Highly resistant to chemicals and oils
- Handles higher load ratings and provides excellent durability
- **Temperature Range:** -40° to 180° F

See page 47 for E-Line polyurethane tread models



# Razer (TPR)



## Razer Thermoplastic Rubber on Polyolefin

Wheel Diameter (Inches)	Tread Width (Inches)	Bearing	Tread/Core Color	Thread Guard	Hub Length (Inches)	Axle Size (Inches)	Durometer / Shore Scale	Dynamic Load (Pounds)	Part Number
2"	3/4"	Plain	Grey	None	0.84"	5/16"	85A	110	RZ-02TPN-070-05
3"	7/8"	Ball	Grey	Full	1.16"	5/16"	85A	110	RZ-03TPP-090-05
4"	7/8"	Ball	Grey	Full	1.16"	5/16"	85A	110	RZ-04TPP-090-05
5"	7/8"	Ball	Grey	Full	1.16"	5/16"	85A	110	RZ-05TPP-090-05

- Grey Thermoplastic Rubber (TPR) tread chemically bonded to polyolefin core
- Full Metal Thread Guard on 3" to 5" models
- **Temperature Range:** -30°F to +180°F

**Institutional Grey TPU**  
Pages 10-12



**Razer Grey TPR**  
Pages 18



**Regent Grey TPU**  
Pages 6-8



**Eclipse TPU**  
Page 19



# Vipor

## Vipor (Popular on Regent, Monarch and Institutional)

Wheel Diameter (Inches)	Tread Width (Inches)	Bearing	Tread/Core Color	Hub Length (Inches)	Axle Size (Inches)	Durometer / Shore Scale	Dynamic Load (Pounds)	Part Number
2"	13/16"	Plain	Clear/Grey	1"	1/4"	90A	80	001920
3"	13/16"	Plain	Clear/Grey	.99"	1/4"	85A-90A	120	001899
6"	1-1/4"	Ball	Clear/Grey	1.59"	3/8"	85A-90A	300	009256



### Features

- A specialized Vipor material provides excellent abrasion resistance with a very high-tech look
- Resistant to chemicals and oils

# Solid Urethane

Wheel Diameter (Inches)	Tread Width (Inches)	Bearing	Tread/Core Color	Hub Length (Inches)	Axle Size (Inches)	Durometer / Shore Scale	Dynamic Load (Pounds)	Part Number
3"	1-13/16"	Roller	Grey	2.05"	7/16" <sup>1</sup>	55D-65D	1,000	001587

<sup>1</sup>Requires spanner# 009290 to utilize 7/16" axle, order separately with wheel.



### Features

- Solid urethane construction provides excellent floor protection and durability
- Urethane helps absorb shocks and provide quieter mobility

# Glass Filled Nylon

Wheel Diameter (Inches)	Tread Width (Inches)	Bearing	Tread/Core Color	Hub Length (Inches)	Axle Size (Inches)	Durometer / Shore Scale	Dynamic Load (Pounds)	Part Number
3"	1-13/16"	Precision Ball	Black	2.03"	7/16"	85D	1,000	006300

### Features

- High impact resistance
- Handles heavy loads and is extremely durable
- Precision ball bearings provide easy mobility



**Low Profile Solid Urethane**  
Page 15



**Low Profile TPU**  
Page 15



**Regent Vipor**  
Pages 6-8



**Institutional Vipor**  
Pages 10-12

# Sockets

## Wood Sockets



002719-50

002255

Socket Number	Material	Hole Required	Track Plate	Attachment	Compatible Grip Ring/Grip Neck Fastening	Part Number
SR2402ZN-M36	Metal	3/8" x 1-5/8"	3/4" Dia.	Wood Press	302	002719-50
S66Z-B	Metal	9/16" x 1-1/2"	2-1/8" Dia.	1/4" screws	211, 223, 291	002255

## Welded Sockets



Socket Number	Material	Hole Required	Track Plate	Compatible Fastenings	Part Number
S10X	Metal	0.59"	0.937"	211,223, 291, 273	618659

## Round Tube Sockets



Light Duty



Heavy Duty



002512

Socket Number	Material	Tubing Gauge	Socket O.D.	Tubing I.D. (Dia.)	Compatible Grip Ring/Grip Neck Fastening	Part Number
---------------	----------	--------------	-------------	--------------------	--	-------------

### Light Duty

PSR0916BR-PE (5/16)	Plastic/Brown	9/16", 16 Ga.	0.450	0.433	302	003027
---------------------	---------------	---------------	-------	-------	-----	--------

### Heavy Duty

PSR1616BK-PE (7/16)	Polyethylene Black	1" -16 Ga.	0.894	0.870	223, 211, 291, 273	002460
PSR1618BK-PE (7/16)	Polyethylene Black	1" -18 Ga.	0.924	0.902	223, 211, 291, 273	002473
P123	Polyethylene Grey	1-1/6" -13 Ga	0.894	0.872	223, 211, 291, 273	43446
RT123RD	Reinforced Thermoplastic	1-1/6" -13 Ga	0.877	0.872	223, 211, 291, 273	43401
RT125RD	Reinforced Thermoplastic	1" -18 Ga.	0.907	0.902	223, 211, 291, 273	43403
RT127RD	Reinforced Thermoplastic	1-1/4" -16 Ga.	1.125	1.12	223, 211, 291, 273	43405

### Heavy Duty Metal (002512)

PSR2616ZN-ST(7/16)	Metal	1-5/8" -16 Ga.	-	1.505	211,273,291	002512
--------------------	-------	----------------	---	-------	-------------	--------

## Square Tube Sockets



Light Duty



Heavy Duty



002513

Socket Number	Material	Tubing Gauge	Socket O.D.	Tubing I.D. (Dia.)	Compatible Grip Ring/Grip Neck Fastening	Part Number
---------------	----------	--------------	-------------	--------------------	--	-------------

### Light Duty

PSS1220WH-PE (5/16)	Plastic/White	3/4" -20 Ga.	0.695	0.678	302	002500
PSS1616WH-PE (5/16)	Plastic/White	1" -16 Ga.	0.890	0.880	302	002492

### Heavy Duty

PSS1618BK-RT	Glass Filled Nylon	1" -18 Ga.	0.916	0.902	223, 211, 291, 273	001640
RT620SQ	Reinforced Thermoplastic	3/4" -16 Ga.	0.620	0.62	223, 211, 291, 273	43531
EW4689SQ	Polyethylene	1" -16 Ga.	0.917	0.87	223, 211, 291, 273	43484
RT880SQ	Reinforced Thermoplastic	1-1/32" .080 Wall	0.892	0.88	223, 211, 291, 273	43507
ER4983SQ	Reinforced Thermoplastic	1" -18 Ga.	0.900	0.902	223, 211, 291, 273	43491
RT1150SQ	Reinforced Thermoplastic	1-1/4" -18 Ga	1.157	1.152	223, 211, 291, 273	43521
RT1400SQ	Reinforced Thermoplastic	1-1/2" -18 Ga	1.407	1.402	223, 211, 291, 273	43519

### Heavy Duty Metal (002513)

PSS2016ZN-ST(7/16)	Metal	1-1/4", 16 Ga.	-	1.13	211,273,291	002513
--------------------	-------	----------------	---	------	-------------	--------



# Sockets

## Plastic Socket

Socket Number	Material/Color	Tubing Gauge	Socket O.D.	Tube I.D.	Compatible Grip Ring/Grip Neck Fastening	Part Number
PSR1213WH-PE (7/16)	Plastic/White	3/4", .083 wall	.595"	.584"	223, 211, 291, 273	002515

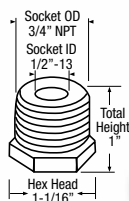


## Metal Tee Nut

Socket Number	Hole Required	Compatible Threaded Stem Fastenings	Part Number
Nut SBW33	3/8"	525, 532, 545, 507	002348



Works with any 741 or 748 fastening. Use with Regent, Institutional, Z Series, Ultima II & Softech.



Material	Hex Head	Socket O.D.	Socket I.D.	Total Height	Part Number
Steel	1-1/16"	3/4" NPT	1/2"-13	1"	010003

## Pipe Thread Socket



Socket Number	Material*	Overall Height	Hole Diameter	Compatible Grip Ring/ Neck Fast.	Part Number
90° w/11/32" Holes and Tabs	Unplated Steel	1-1/2"	11/32"	223, 211, 291, 273	003313-20
180° w/11/32" Holes and Tabs	Unplated Steel	1-1/2"	11/32"	223, 211, 291, 273	003312-20

\* Note: Zinc plated versions available by special order; consult factory.

## Corner Brackets



003313-20

003312-20

# Accessories

## Nickel Glides



Glide Number	Base Diameter	Description	Part Number
CG07NI	7/8" Dia.	Nail-on Cushioned Rubber Glide w/ Nickel Base	002408

## Nickel Glides



Glide Number	Base Diameter	Stem Dimensions	Description	Part Number
GB3	1-1/4"	5/16"-18 x 1-1/2"	Rigid Stem Type Phenolic Base	002332
GB4	1-1/2"	5/16"-18 x 1-1/2"	Rigid Stem Type Phenolic Base	002333
GB5	1-7/8"	3/8"-16 x 1-7/8"	Rigid Stem Type Phenolic Base	002336

## Maxim Hex Nut Glides

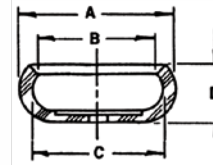


Base Diameter	Cushion Material	Stem Dimensions	Description	Part Number
1-3/8"	PVC	1/4"-20 x 1"	Maxim glides with hex nut at stem base	002360
1-3/8"	Polyethylene	5/16"-18 x 1"	Maxim glides with hex nut at stem base	002361
1-3/8"	Polyethylene	5/16"-18 x 1-1/2"	Maxim glides with hex nut at stem base	002363
1-3/8"	Polyethylene	5/16"-18 x 2"	Maxim glides with hex nut at stem base	002365
1-3/8"	Polyethylene	3/8"-16 x 1"	Maxim glides with hex nut at stem base	002366
1-3/8"	Polyethylene	3/8"-16 x 1-1/2"	Maxim glides with hex nut at stem base	002369
1-3/8"	Polyethylene	3/8"-16 x 3-1/2"	Maxim glides with hex nut at stem base	002370
1-3/4"	Polyethylene	1/4"-20 x 1"	Maxim glides with hex nut at stem base	002372
1-3/4"	Polyethylene	5/16"-18 x 1"	Maxim glides with hex nut at stem base	002374
1-3/4"	PVC	3/8"-16 x 1-1/2"	Maxim glides with hex nut at stem base	002377
1-3/4"	Polyethylene	3/8"-16 x 1-1/2"	Maxim glides with hex nut at stem base	002378

## Furniture Glide Retread Caps



A	B	C	D	Part Number
1.120/1.130	.920/.930	1.019/1.029	.365/.375	004632
1.265/1.275	.995/1.010	1.105/1.115	.365/.375	004634
1.360/1.375	1.130/1.145	1.190/1.205	.345/.390	004636
1.357/1.375	1.158/1.180	1.245/1.255	.375/.390	004637
1.360/1.370	1.160/1.170	1.260/1.270	.375/.385	004638
1.480/1.490	1.255/1.265	1.375/1.385	.415/.425	004641



## Hand-L-Hold



Description	Applications	Part Number
Predrilled for quick and easy mounting on maintenance carts, maid carts, breakfast carts, closets and carousels	Grips mops, brooms, garden tools, hoses, etc.	504163

## Clamps and Strikes



Shepherd offers a complete line of clamps and strikes for a variety of applications. Contact Customer Service for individual clamp and strike specifications.

# Fastenings



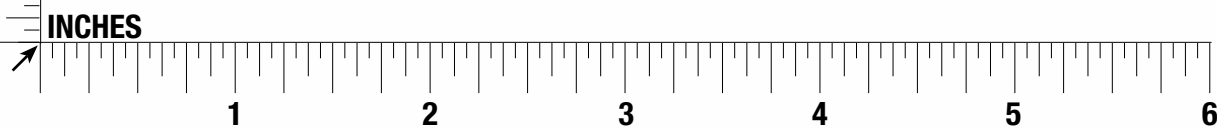
## SWIVEL AND RIGID PLATE FASTENING MEASUREMENT GUIDE

On the next seven pages the Shepherd top plate illustrations are available at actual size for your identification convenience. For other plate sizes first lay the corner of the plate at the arrow. This will give you overall plate size. Then lay the center of one of the bolt holes in the same position, this will help you figure the bolt hole spacing. Finally refer to chart below to determine the fastening number.

Stem fastenings are on pages 66-67.

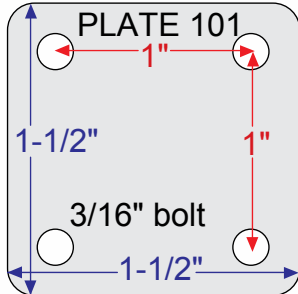
For a complete list of fastenings see page 65.

Fastening Number	Plate Size	Bolt Hole Spacing	Caster Series	Diagram Page
101	1-1/2" x 1-1/2"	1" x 1"	Ball, Softech, Ultima, Pacer, Source II, Genesis TW	60
108	1-3/4" x 2-5/8"	31/32" x 2-1/8"	Regent, Monarch	60
112	1-7/8" x 2-9/16"	15/16" x 2-1/8"	General Duty	60
113	1-3/16" x 2"	13/16" x 1-9/16"	Regent, Monarch, Baron, Ball, Pacer Source II	60
115	2-3/4" x 3-7/8"	1-3/4" x 3"	General Duty	60
116	2-3/16" x 2-9/16"	1-5/8" x 2"	Softech, Ultima	60
119	3-1/8" x 4-1/8"	2-3/8" x 3-3/8" to 3-7/16"	General Duty	61
120	2-5/8" x 3-3/4"	1-3/4" x 2-3/4" to 3"	Regent, Institutional, 00, Genesis, Softech, Ultima	61
121	4" x 5-1/8"	3" x 4"	General Duty	61
122	1-1/2" x 2-11/16"	15/16" x 2-1/8"	General Duty	61
123	2-1/8" x 4-3/8"	1-1/16" x 3-1/2"	General Duty	62
124	2-5/16" x 4-7/8"	1-3/16" x 4"	General Duty	62
125	3-1/16" x 6-1/8"	1-3/4" x 5"	General Duty	62
134	1-1/4" x 2-3/8"	13/16" x 1-7/8"	Omega	63
138	2-1/2" x 3-5/8"	1-3/4" x 2-3/4" to 2-7/8"	BLS/BMS	63
140	1-3/4" x 3"	1" x 2-1/4"	RS/RT, Ball	63
142	2-1/2" x 3-5/8"	1-3/4" x 2-3/4"-3"	BDS/BDR	63
149	3-3/4" x 4-1/2"	2-5/8" to 3" x 3" to 3-5/8"	Institutional	63
152	3-1/8" x 4-1/8"	2-3/8" x 3-3/8"	BLS/BMS	64
162	3-1/8" x 4-1/8"	1-3/4" to 2-3/8" x 3" to 3-3/8"	Institutional	64
195	3-1/2" x 3-1/2"	2-5/8" to 2-3/4"	Institutional	64

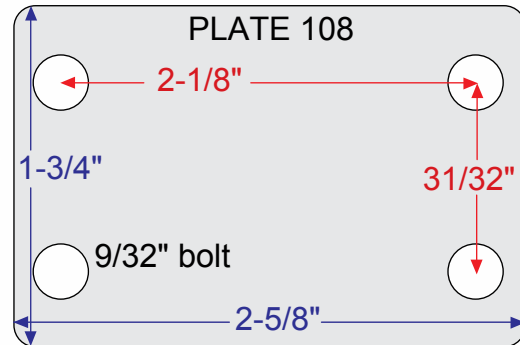


# Fastenings

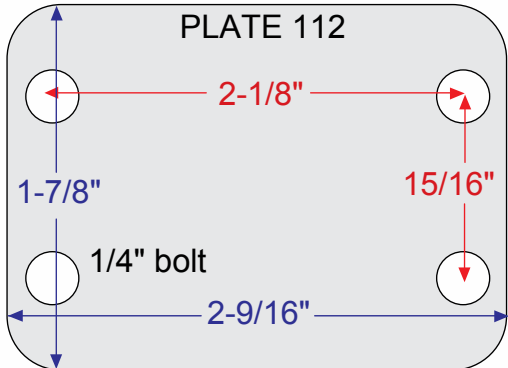
Actual sizes of the more popular top plates.



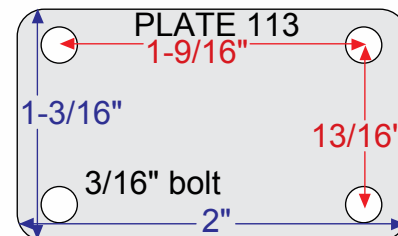
Ball, Softech, Ultima, Pacer, Source II, Genesis TW



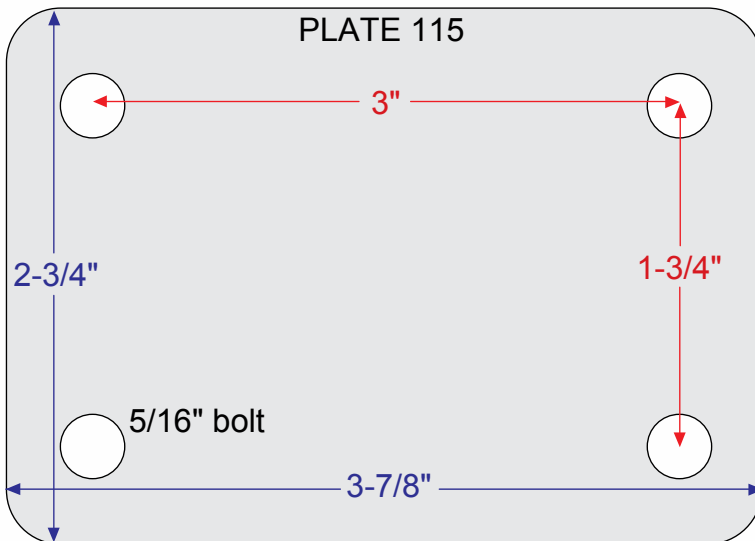
Regent, Monarch



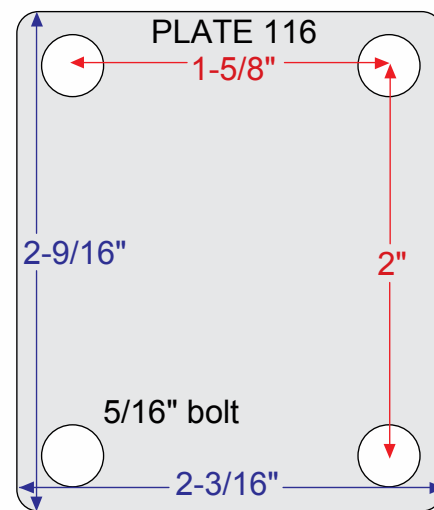
General Duty



Regent, Monarch, Baron, Ball, Pacer Source II

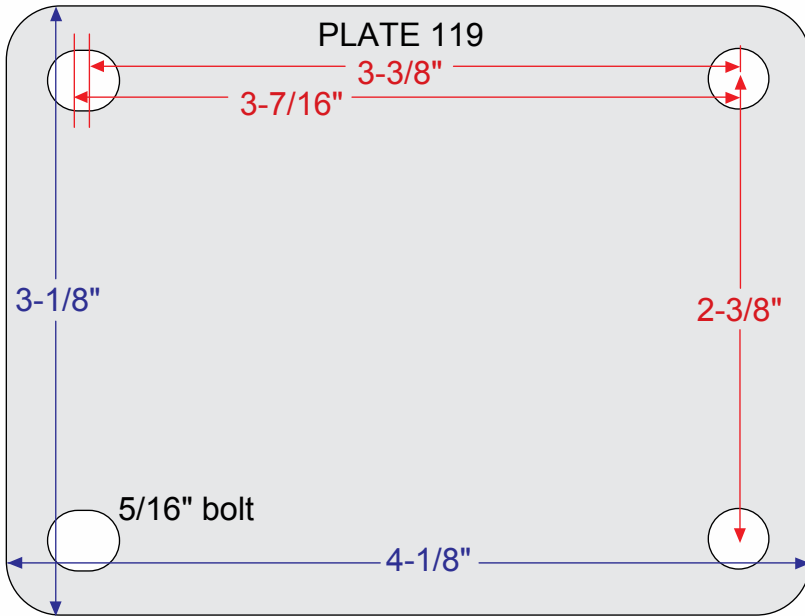


General Duty

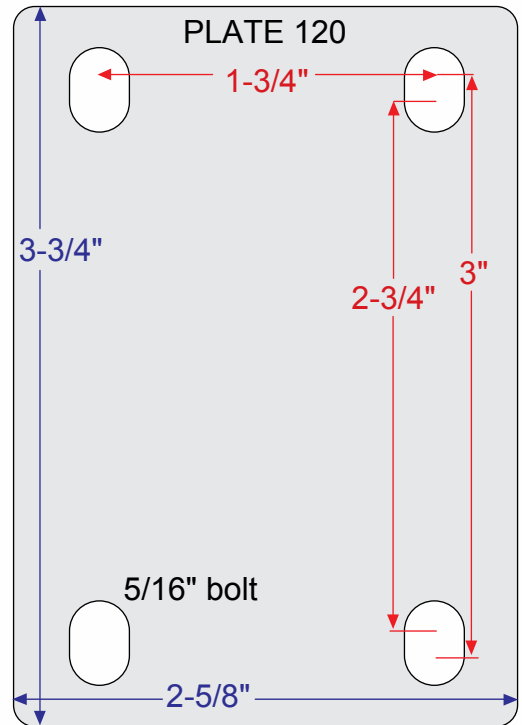


Softech, Ultima

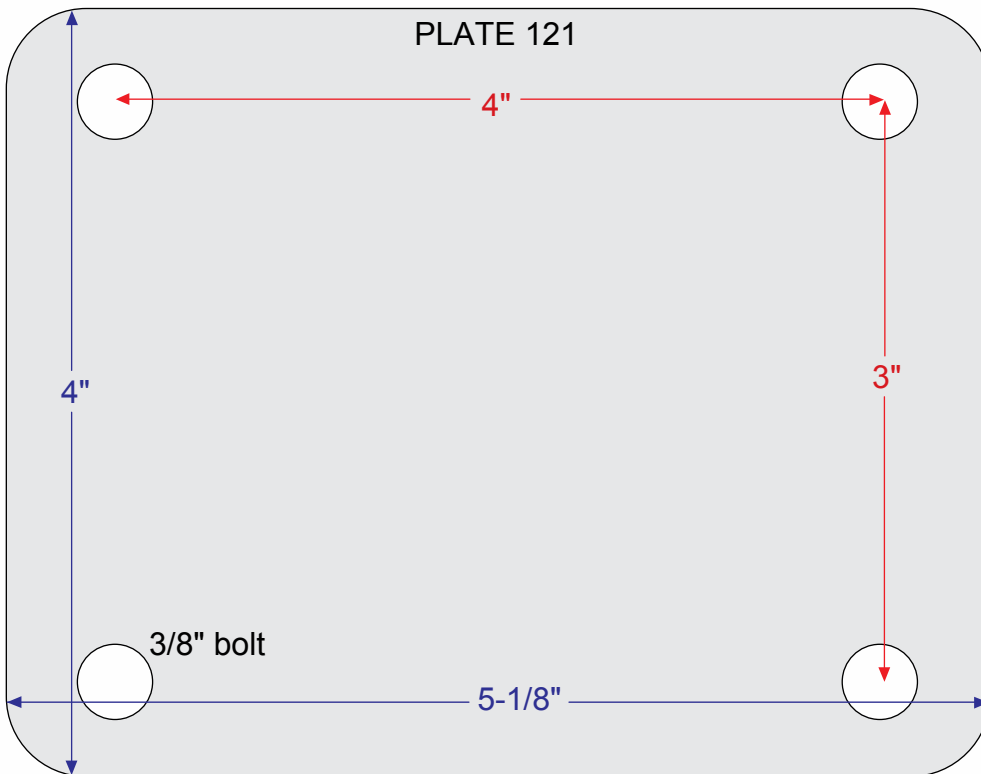
# Fastenings



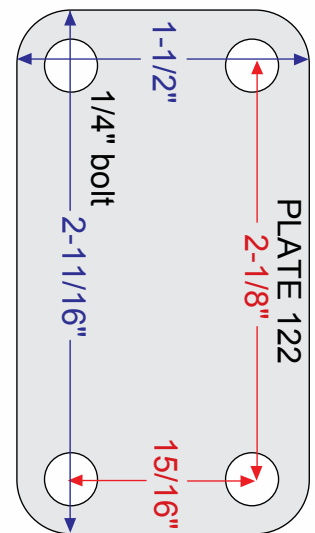
General Duty



Regent, Institutional, 00, Genesis, Softech, Ultima

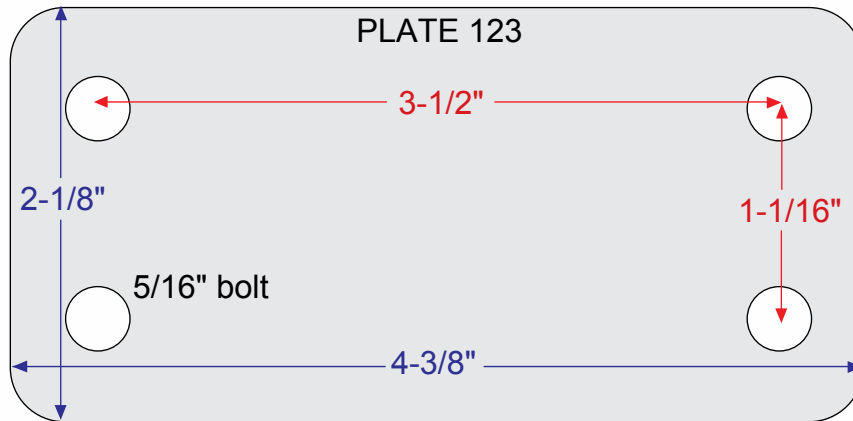


General Duty

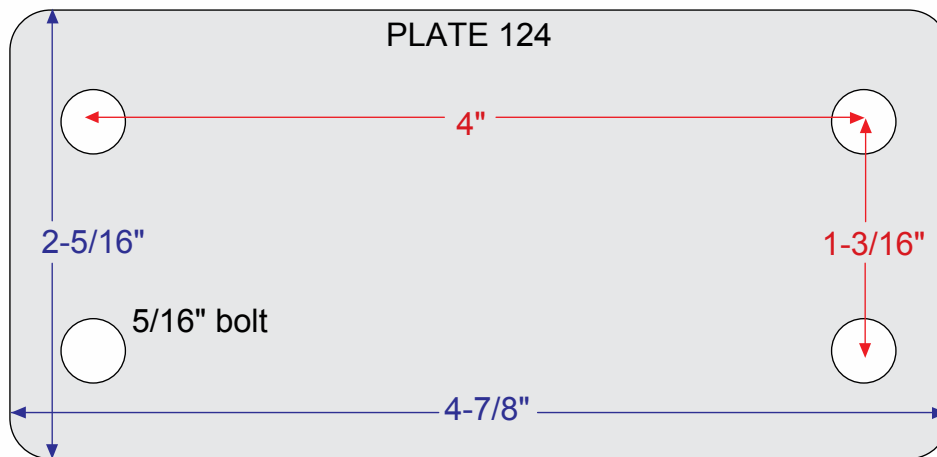


General Duty

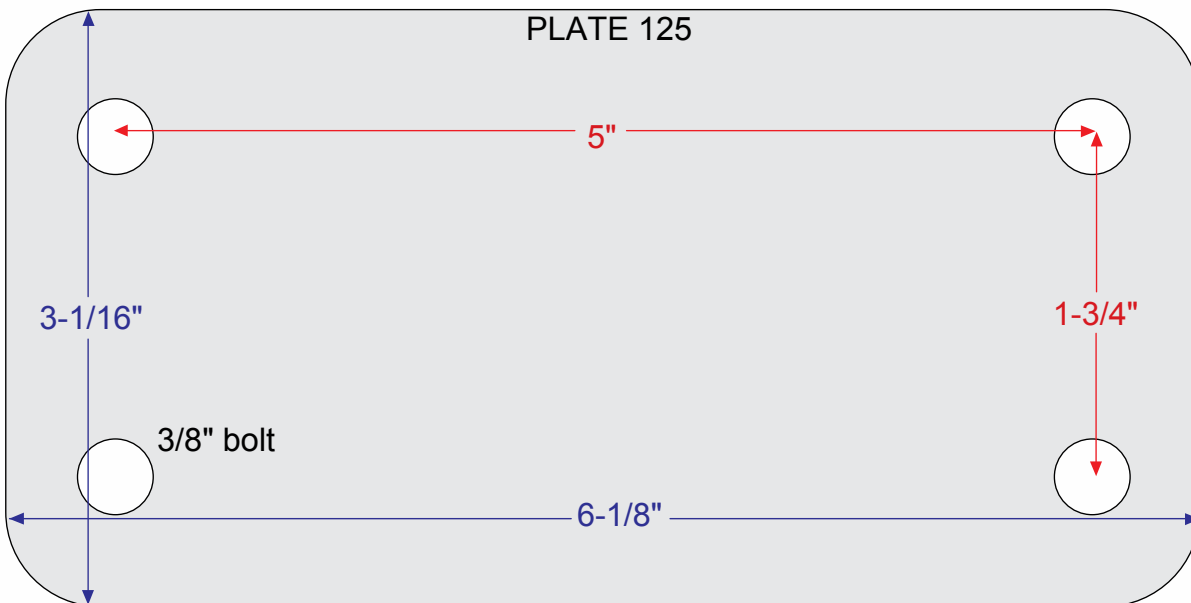
# Fastenings



General Duty

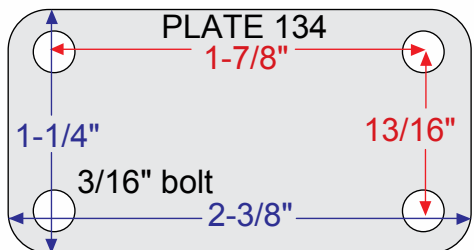


General Duty

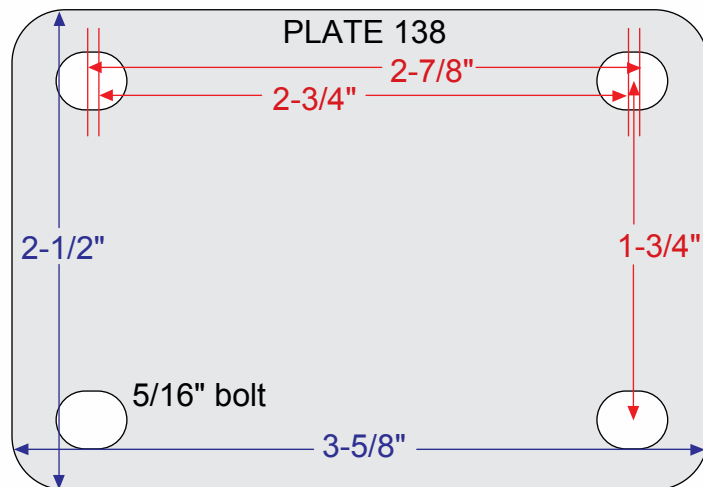


General Duty

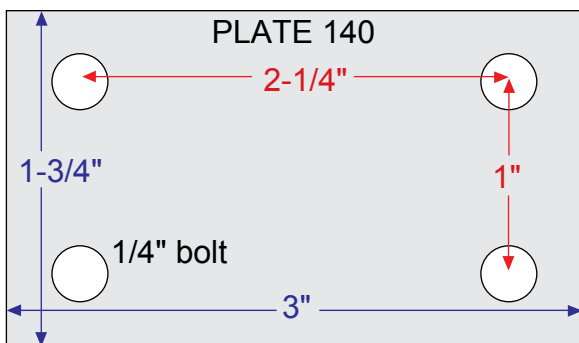
# Fastenings



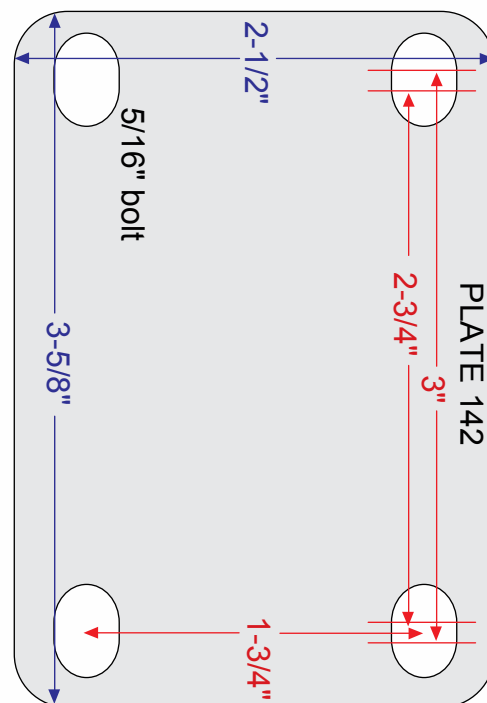
Omega



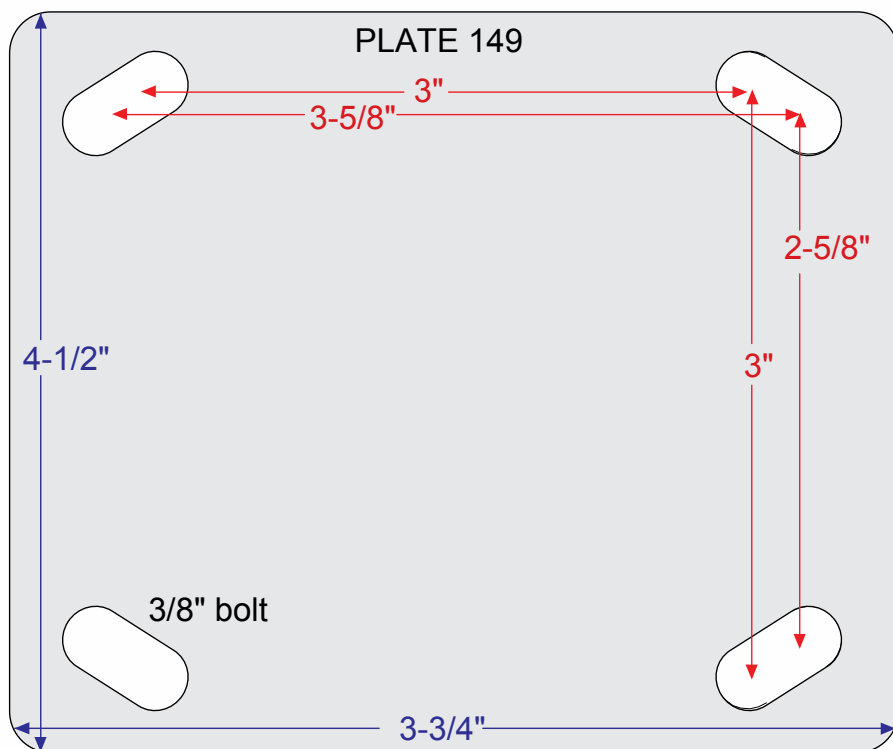
BLS/BMS



RS/RT

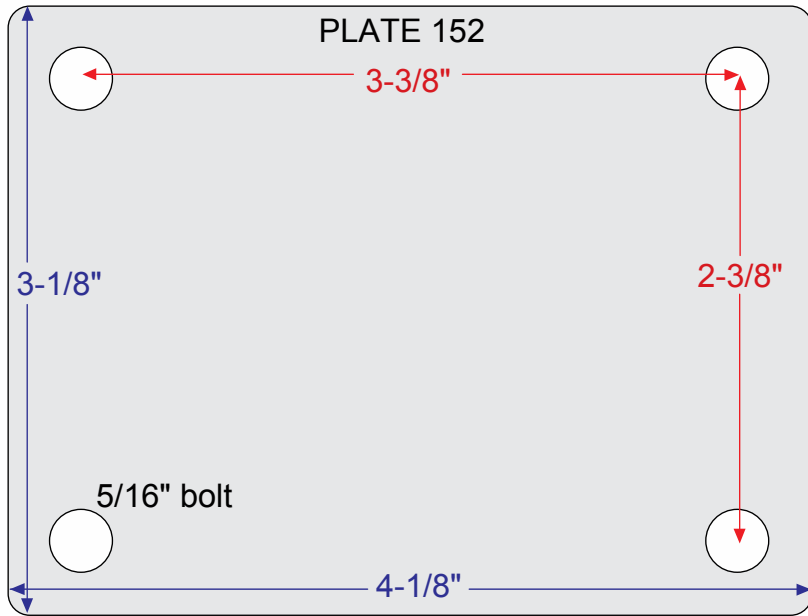


BDS/BDR

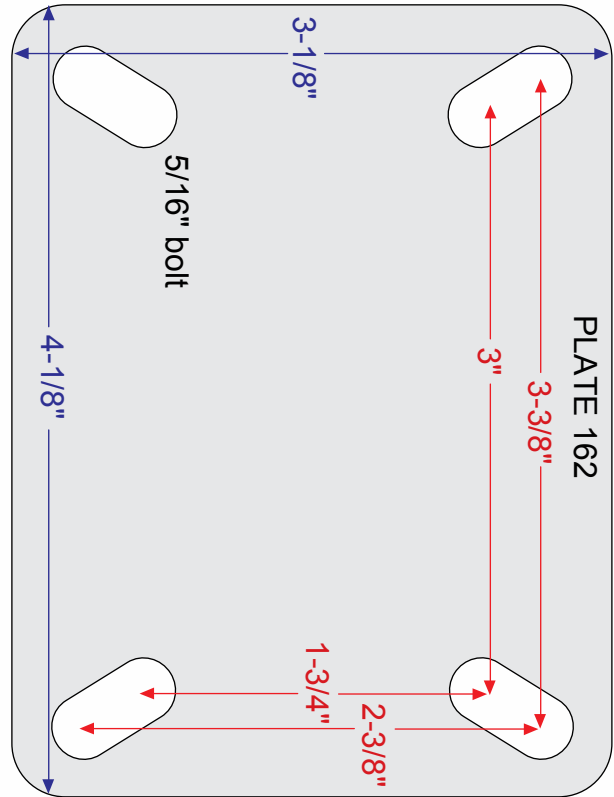


Institutional

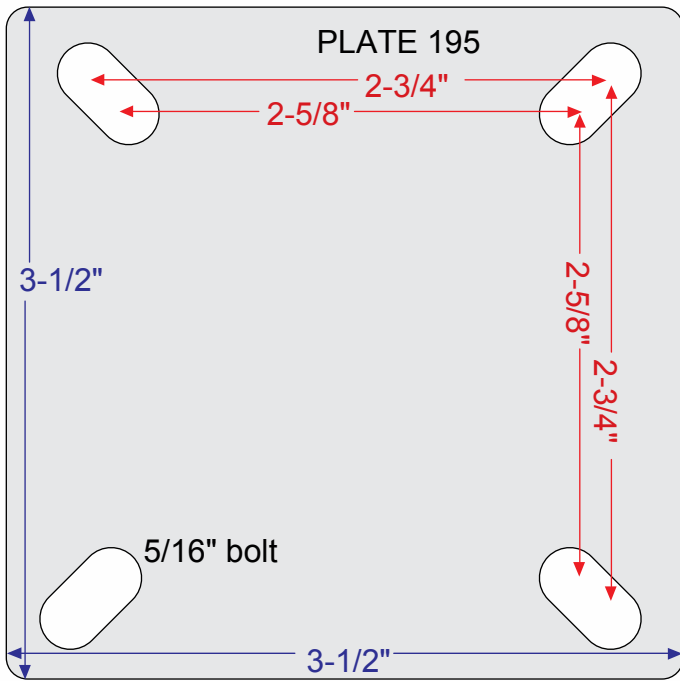
# Fastenings



BLS/BMS



Institutional



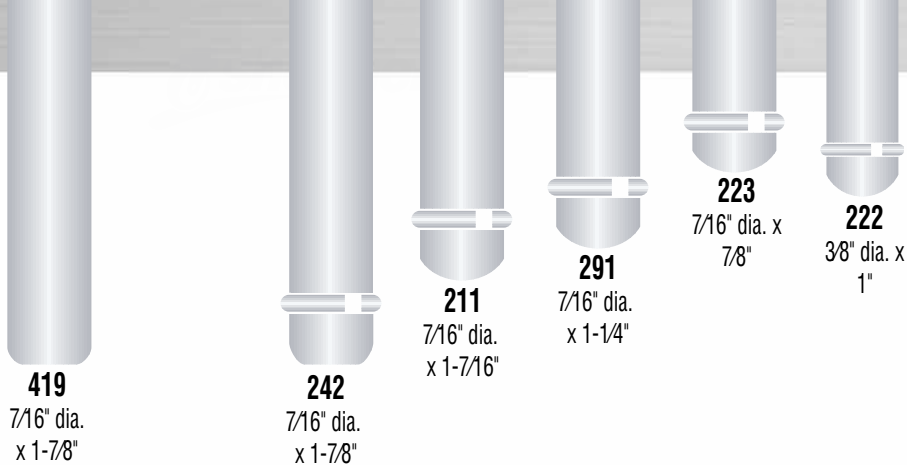
Institutional



Shepherd Fastenings

Fastening #	Type	Size	Bolt Hole	Regent	Monarch	Institutional Series	General Duty	Low Profile 00	Low Profile BLS/BMS	BDS/BDR	Omega	RS/RT	Eclipse	Genesis	Ball	Baron	Softsch	Ultima	Pacer	Source II	Genesis TW	GRX
				6-8	9	10-12	13	14	14	16	17	18	19	21	24-25	26	28-29	30-31	32	33	35	37
			Page Numbers->																			
500	Threaded	5/16"-18 x 1-1/2"		✓																		
507	Threaded	5/16"-18 x 1"		✓	✓						✓	✓	✓	✓	✓	✓	✓	✓	✓	✓	✓	✓
512	Threaded	5/16"-18 x 2"																				
525	Threaded	5/16"-18 x 1/2"													✓					✓		
526	Threaded	5/16"-18 x 1-1/4"													✓					✓		
532	Threaded	5/16"-18 x 3/4"		✓												✓						
545	Threaded	5/16"-18 x 7/8"																				
605	Threaded	3/8"-16 x 1-1/2"		✓	✓		✓				✓	✓		✓	✓	✓				✓		
634	Threaded	3/8"-16 x 1"		✓											✓	✓	✓	✓	✓	✓	✓	✓
637	Threaded	3/8"-16 x 3/4"		✓							✓	✓	✓	✓	✓	✓	✓	✓	✓	✓	✓	✓
639	Threaded	3/8"-24 x 5/8"													✓				✓			
705	Theaded	1/2"-13 x 2-13/16"		✓		✓																
741	Threaded	1/2"-13 x 1"		✓		✓		✓		✓				✓			✓	✓				✓
748	Threaded	1/2"-13 x 1-1/2"		✓		✓		✓		✓	✓	✓		✓			✓	✓				
800	Threaded	7/16"-14 x 1-1/2"		✓																		
806	Threaded	7/16"-14 x 2-1/4"		✓																		
824	Threaded	5/8"-11 x 1-3/4"								✓												
825	Threaded	3/4"-10 x 1-1/2"								✓												
828	Threaded	1/4"-20 x 5/8"													✓					✓		
844	Threaded	1/4"-20 x 1/2"																				
419	Plain	7/16" x 1-7/8"									✓	✓										
211	Grip Ring	7/16" x 1-7/16"		✓	✓		✓				✓	✓	✓	✓	✓	✓	✓	✓	✓	✓	✓	✓
222	Grip Ring	3/8" x 1"		✓							✓	✓	✓	✓	✓	✓	✓	✓	✓	✓	✓	✓
223	Grip Ring	7/16" x 7/8"		✓	✓						✓	✓	✓	✓	✓	✓	✓	✓	✓	✓	✓	✓
242	Grip Ring	7/16" x 1-7/8"									✓	✓										
291	Grip Ring	7/16" x 1-1/4"				✓								✓								
302	Grip Neck	5/16" x 1-1/2"		✓	✓						✓	✓			✓	✓	✓	✓	✓	✓	✓	✓
204	Grip Band	7/16" x 2"		✓																		
273	Grip Band	7/16" x 1-3/8"		✓		✓		✓														✓
1R	Plate	1-1/16" Dia.	25/32" and 5/32" hole												✓							
101	Plate	1-1/2" x 1-1/2"	1" x 1"												✓							
108	Plate	1-3/4" x 2-5/8"	31/32" x 2-1/8"	✓	✓																	
112	Plate	1-7/8" x 2-9/16"	15/16" x 2-1/8"				✓															
113	Plate	1-3/16" x 2"	13/16" x 1-9/16"	✓	✓										✓	✓				✓	✓	
115	Plate	2-3/4" x 3-7/8"	1-3/4" x 3"				✓															
116	Plate	2-3/16" x 2-9/16"	1-5/8" x 2"														✓	✓				
119	Plate	3-1/8" x 4-1/8"	2-3/8" x 3-3/8" to 3-7/16"				✓															
120	Plate	2-5/8" x 3-3/4"	1-3/4" x 2-3/4" to 3"	✓		✓	✓							✓								
121	Plate	4" x 5-1/8"	3" x 4"				✓															
122	Plate	1-1/2" x 2-11/16"	15/16" x 2-1/8"				✓															
123	Plate	2-1/8" x 4-3/8"	1-1/16" x 3-1/2"				✓															
124	Plate	2-5/16" x 4-7/8"	1-3/16" x 4"				✓															
125	Plate	3-1/16" x 6-1/8"	1-3/4" x 5"				✓															
134	Plate	1-1/4" x 2-3/8"	13/16" x 1-7/8"								✓											
138	Plate	2-1/2" x 3-5/8"	1-3/4" x 2-3/4" to 2-7/8"						✓													
140	Plate	1-3/4" x 3"	1" x 2-1/4"																			
142	Plate	2-1/2" x 3-5/8"	1-3/4" x 2-3/4"-3"							✓												
149	Plate	3-3/4" x 4-1/2"	2-5/8" to 3" x 3" to 3-5/8"				✓															
152	Plate	3-1/8" x 4-1/8"	2-3/8" x 3-3/8"						✓													
153	Plate	2-1/2" x 4-1/8"	1-15/16" x 3-3/8"																			
162	Plate	3-1/8" x 4-1/8"	1-3/4" to 2-3/8" x 3" to 3-3/8"				✓															
195	Plate	3-1/2" x 3-1/2"	2-5/8" to 2-3/4"				✓															
400	Hollow Kingpin	For 1/2" diameter bolts					✓															
403	Hollow Kingpin	For 3/8" diameter bolts									✓											
406	Hollow Kingpin	For 3/8" diameter bolts										✓										
440-455	Expanding Adapters			✓		✓																

# Fastenings



## STEM FASTENING IDENTIFICATION GUIDE

Match fastening to corresponding illustration. Replacement grip ring stems can be slightly shorter than original stem and still be suitable. A rounded or squared stem head has no effect on fit. **All fastenings shown are actual size.**

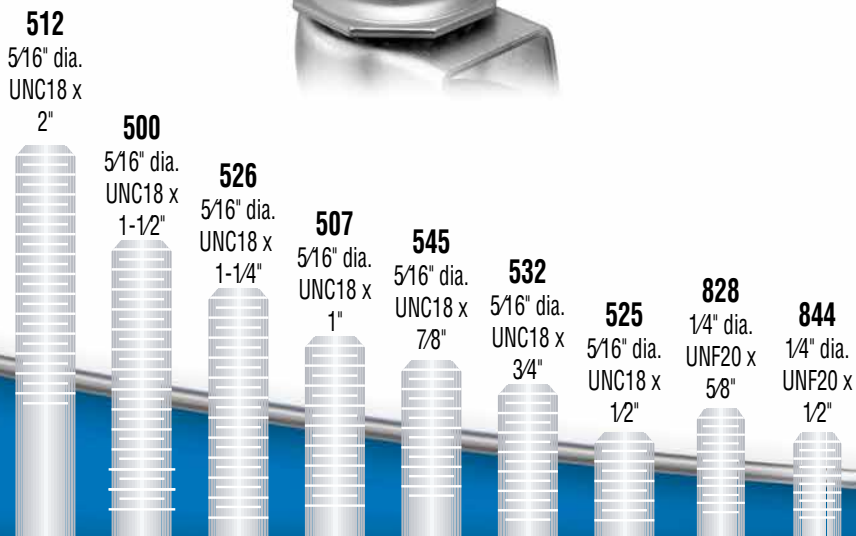
### Plain Stem



### Grip Ring Stem



### Threaded Stem



# Fastenings



**273**  
7/16" dia.  
x 1-3/8"  
brass band



**204**  
7/16" dia. x 2"  
brass band



**302**  
5/16" dia.  
x 1-1/2"

## Grip Ring Brass Band Stem



## Grip Neck Stem



## Threaded Stem Continued



**639**  
3/8" dia.  
UNF24 x  
5/8"

**637**  
3/8" dia.  
UNC16 x  
3/4"

**634**  
3/8" dia.  
UNC16 x  
1"

**605**  
3/8" dia.  
UNC16 x  
1-1/2"

**800**  
7/16" dia.  
UNC14 x  
1-1/2"

**806**  
7/16" dia.  
UNC14 x  
2-1/4"

**741**  
1/2" dia.  
UNC13 x  
1"

**705**  
1/2" dia.  
UNC13 x  
2-13/16"

**748**  
1/2" dia.  
UNC13 x  
1-1/2"

**824**  
5/8" dia.  
UNC11 x  
1-3/4"

**825**  
3/4" dia.  
UNC10 x  
1-1/2"



 **shepherd**<sup>®</sup>

**800-253-0868**

***www.shepherdcasters.com***



**THE GLOBAL LEADER**  
IN **CASTERS** AND **WHEELS**.