

Institutional Series

Continued from previous page



3" to 4" Models on Previous Page

Wheel Diameter (Inches)	Tread Width (Inches)	Mounting Height (Inches)	Swivel Radius (Inches)	Tread Type	Bearing Type	Thread Guard Type	Dynamic Load (Pounds)	Base Model Number (Add fastener code)	Fastening Selection*
5"	1-1/4"	Stem: 6-1/8" Plate: 6-1/4"	Swivel & Tread Lock Brake: 3-7/8" Top Lock/Direction/Total Lock Brake: 4-3/8"	Soft Rubber	Plain	None	200	PGS50...ZN-SFR01(KK)	Threaded: 741, 748, 705 Grip Ring: 291, 273 Expanding Adapter: 440-455 Hollow Kingpin: 400 Plate: 120, 149, 162, 195
				Hard Rubber	Plain	None	280	PGS50...ZN-HDR01(KK)	
				TPR	Precision	Full	280	PGS50...ZN-TPR33(GG)	
				TPR	Precision	Partial	280	PGS50...ZN-TPR32(GG)	
				TPR	Delrin	None	280	PGS50...ZN-TPR11(GG)	
				Polyolefin	Plain	None	300	PGS50...ZN-POD01(KK)	
				MonoTech (Donut)	Precision	Partial	300	PGS50...ZN-DMT32(GG)	
				MonoTech (Donut)	Delrin	None	300	PGS50...ZN-DMT11(GG)	
				TPU (Blue)	Precision	Full	315	PGS50...ZN-TPU33(BG)	
				TPU (Blue)	Precision	Partial	315	PGS50...ZN-TPU32(BG)	
				TPU (Grey)	Precision	Full	315	PGS50...ZN-TPU33(GG)	
				TPU (Grey)	Precision	Partial	315	PGS50...ZN-TPU32(GG)	
				MonoTech (Flat)	Precision	Partial	325	PGS50...ZN-FMT32(GG)	
				MonoTech (Flat)	Delrin	None	325	PGS50...ZN-FMT11(GG)	
				Pneumatic (Black)	Ball	None	150	PGS60...ZN-PNU21(KG)	
				No-Matic (Black)	Ball	None	150	PGS60...ZN-NOM21(KG)	
6"	1-1/4"	Stem: 7-1/8" Plate: 7-1/4"	Swivel & Tread Lock Brake: 4-1/2" Top Lock/Total Lock Brake: 4-3/8"	No-Matic (Grey)	Ball	None	150	PGS60...ZN-NOM21(GG)	Threaded: 741, 748 Grip Ring: 273 Expanding Adapter: 440-455 Hollow Kingpin: 400 Plate: 120
				TPR	Precision	Full	300	PGS60...ZN-TPR33(GG)	
				TPR	Precision	Partial	300	PGS60...ZN-TPR32(GG)	
				TPU (Grey)	Precision	Full	325	PGS60...ZN-TPU33(GG)	
				TPU (Grey)	Precision	Partial	325	PGS60...ZN-TPU32(GG)	
				Vipor	Ball	None	300	PGS60...ZN-VPR21(GG)	
				MonoTech (Donut)	Precision	Partial	325	PGS60...ZN-DMT32(GG)	
				MonoTech (Donut)	Delrin	None	325	PGS60...ZN-DMT11(GG)	

*To order, include blue fastener code in **Base Model Number**. Example: PGS50741ZN-SFR01(KK) ▲



Tread lock brake add [TB] at end of model.



Top lock brake add [TL] at end of model.

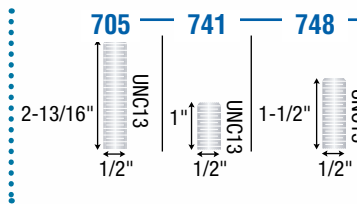


Total lock brake (all models) change 3rd digit to "T." Example: PGT50741ZN-DMT32(GG).

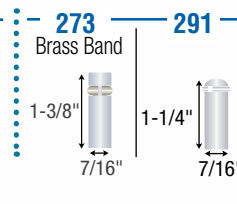


Direction lock brake (5" plate models) change 3rd digit to "D" Example: PGD50120ZN-TPU33(BG).


Threaded Stem



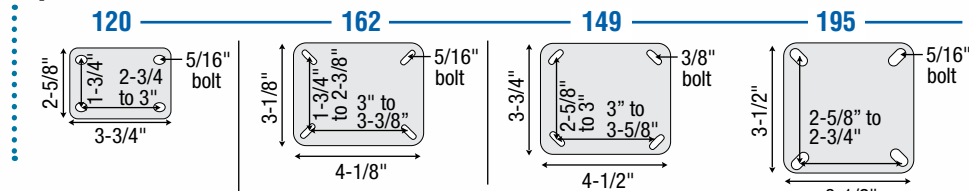
Grip Ring Stem



Expanding Adapter Stem



Top Plate



Note: The following brakes are not available for the 162, 149, and 195 plates: Top Lock, Total Lock, and Direction Lock Brakes.

Hollow Kingpin



Rigid plate: change 3rd digit to "R." Example: PGR50120ZN-FMT32(GG).