

# Omega

## Features

- Precision ball bearing wheels for smooth, quiet, and easy rollability
- Fully heat treated
- Dual ball bearing raceways
- High luster chrome or black finish
- Matching thread guards

## Applications

- Furniture
- IV Poles
- Seating
- Medical Equipment
- Electronic Equipment

## Options

- **Brakes:** Tread brake uniformly integrated into body design for smooth look and ease of activation. Add **[B]** to end of model.
- **Bolt-In Stems:** available for 403 hollow kingpin models.



## Wheel Selection



	Vipor	NPR	MonoTech
Floor Protection <sup>1</sup>	✓+	✓+	✓+
Non-Marking	✓+	✓+	✓+
Durability	✓+	✓+	✓+
Cushioned Ride	✓	✓+	✓+
Chemical Resistance	✓+	✓	✓+

<sup>1</sup>See page 48 for application details.

## Finish Selection



Bright Chrome

Black

Black finish available on 3" MonoTech models; consult factory for other requirements.

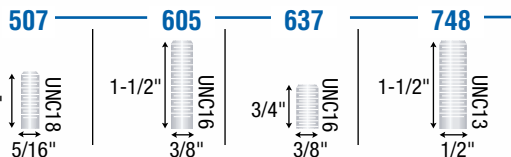
## MonoTech Facts

1. Provides ultimate floor protection and a quiet, cushioned ride.
2. Rolls over obstacles with ease.
3. Will not flat spot and is excellent on any floor type.
4. Rejects floor debris, including metal shavings and glass.

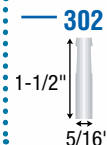
Wheel Diameter (Inches)	Tread Width (Inches)	Mounting Height (Inches)	Swivel Radius (Inches)	Tread Type	Finish	Dynamic Load (Pounds)	Base Model Number (Add fastening code)	Fastening Selection <sup>2</sup>
2"	15/16"	2-3/4"	2"	Neoprene	Bright Chrome	75	POM20___BC-NPR	Threaded: <b>507, 637, 605</b> Grip Ring: <b>223</b>
			Brake: 2-1/2"					
3"	15/16"	3-7/8"	2-7/8"	MonoTech	Bright Chrome	110	POM30___BC-MNT	Threaded: <b>507, 605, 637, 748</b> Grip Neck: <b>302</b> Round: <b>419</b> Grip Ring: <b>242, 222, 223, 211</b> Hollow Kingpin: <b>403</b> Plate: <b>134</b>
			Brake: 3-1/8"	MonoTech	Black	110	POM30___BZ-MNT	
				Vipor	Bright Chrome	120	POM30___BC-VPR33(CK)	

<sup>2</sup>To order, include blue fastener code in Base Model Number. Example: POM30**507**BC-MNT

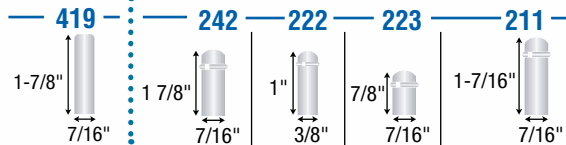
## Threaded Stem



## Grip Neck Round



## Grip Ring



## Socket Options

Shepherd has many solutions to help you mount your casters to your equipment quickly and easily. See pages 56-57 for more information.

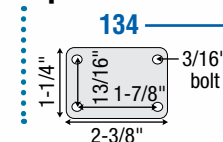


3" brake model

2" standard and brake model



## Top Plate



## Hollow Kingpin

