

16 72 90

Pneumatic Casters

CAPACITY TO 1170



Premium Quality



Environmentally Friendly

FEATURES

- **Steel Rigs:** 16 Series rigs now **Made in the USA** for added reliability
- **Swivel Casters:** Double ball bearing raceway
- **Shock Absorbing:** Cushion wheel protects equipment
- **Bearings:** Ball or roller bearings

RIG OPTIONS

- **Swivel lock** specify **L**
- **Foot activated swivel lock** specify **SL160002** (16 Series Models)
- **Face contact brake** specify **F**
- **Sealed swivel** specify **NS**
- Foam fill available, consult factory
- Precision bearings available, consult factory
- For towed applications tapered bearings are recommended

BEARING OPTIONS



Straight Roller (01)

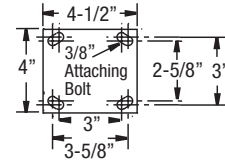
Industrial Ball (27)

+ For swivel models add "S", for rigid model add "R" to end of base caster number.

Pneumatic casters are recommended for the greatest possible protection to both load and floor, or for off-road application. If you transport fragile materials or parts, or if you move delicate instruments over rough floors, you should consider this product offering. Full pneumatics cushion the load on air as does automobile or truck wheels.

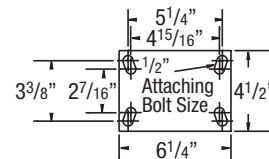
16

Wheel Diameter (Inches)	Tread Width/Type (Inches)	Capacity (Lbs) (Based on manual operation)	Overall Height (Inches)	Swivel Lead (Inches)	Approx. Wt. (Lbs)	Base Caster Number+ Ball Bearing (27)	Base Caster Number+ Roller Bearing (01)
16 Series Pneumatic							
8	2.00/4	210	9 1/2	1 3/4		16SF08227	
8	2.50/4	220	10 1/8	1 3/4	7	16SF08427	16SF08401
8	2.80/4	295	11	2 5/8	9 1/2	16SF08527	16SF08501
10	4.10/4	350	13	3 1/4	11	16SF10627	16SF10601
12	4.10/4	445	15 1/2	3 1/2	14 1/4	16SF12727	16SF12701



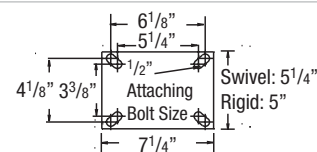
72

Wheel Diameter (Inches)	Tread Width/Type (Inches)	Capacity (Lbs) (Based on manual operation)	Overall Height (Inches)	Swivel Lead (Inches)	Approx. Wt. (Lbs)	Base Caster Number+ Ball Bearing (27)	Base Caster Number+ Roller Bearing (01)
72 Series Pneumatic							
8	2.00/4	210	11	2 5/8		72SF08227	
8	2.80/4	295	11	2 5/8	12 3/4	72SF08527	72SF08501
10	4.10/4	350	13	3 1/4	14 1/4	72SF10627	72SF10601
12	4.10/6	445	15 1/2	3 1/2	17 1/2	72SF12727	72SF12701



90

Wheel Diameter (Inches)	Tread Width/Type (Inches)	Capacity (Lbs) (Based on manual operation)	Overall Height (Inches)	Swivel Lead (Inches)	Approx. Wt. (Lbs)	Base Caster Number+ Ball Bearing (27)	Base Caster Number+ Roller Bearing (01)
90 Series Pneumatic							
14	5.30/6	785	17 3/4	4	29 1/4	90SF14827	90SF14801
16	4.80/8	1000	19 1/8	4 1/2	35 1/2		90SF16801
18	5.70/8	1170	21 1/4	5	41		90SF18901



16/72/90 SERIES • CAPACITY TO 1170

PNEUMATIC CASTERS