





72 Series Continued


+ For swivel models add "S", for rigid model add "R" to end of base caster number.


	Wheel Diameter (Inches)	Tread Width (Inches)	Capacity (Lbs) (Rated for manual operation)	Overall Height (Inches)	Swivel Lead (Inches)	Approx. Wt. (Lbs)	Base Caster Number+
Polyurethane on Aluminum Crown Tread (01 Roller Bearing)							
PD 	4	2	700	5 5/8	1 7/16	7 3/4	72PD04201
	5	2	1050	6 1/2	1 13/16	8 1/2	72PD05201
	6	2	1230	7 1/2	2 1/4	9	72PD06201
	8	2	1500	10 1/8	2 1/4	11	72PD08201


	Wheel Diameter (Inches)	Tread Width (Inches)	Capacity (Lbs) (Rated for manual operation)	Overall Height (Inches)	Swivel Lead (Inches)	Approx. Wt. (Lbs)	Base Caster Number+
Polyurethane on Cast Iron (01 Roller Bearing)							
PI 	6	2 1/2	1200	7 1/2	2 1/4	12 1/2	72PI06401
	8	2 1/2	1500	10 1/8	2 1/4	16	72PI08401
	10	2 1/2	1500	11 1/2	2 1/4	17	72PI10401


	Wheel Diameter (Inches)	Tread Width (Inches)	Capacity (Lbs) (Rated for manual operation)	Overall Height (Inches)	Swivel Lead (Inches)	Approx. Wt. (Lbs)	Base Caster Number+
Polyurethane on Aluminum Round Tread (28 Precision Ball Bearing)							
AX 	4	2	800	5 5/8	1 7/16	9	72AX04228
	5	2	1000	6 1/2	1 13/16	8 1/4	72AX05228
	6	2	1250	7 1/2	2 1/4	9 1/4	72AX06228
	8	2	1500	10 1/8	2 1/4	12 1/4	72AX08228
85 Shore A							

	Wheel Diameter (Inches)	Tread Width (Inches)	Capacity (Lbs) (Rated for manual operation)	Overall Height (Inches)	Swivel Lead (Inches)	Approx. Wt. (Lbs)	Base Caster Number+
Polyurethane on Aluminum Round Tread (28 Precision Ball Bearing)							
PM 	5	2	1000	6 1/2	1 13/16	8 1/4	72PM05228
	6	2	1250	7 1/2	2 1/4	9 1/4	72PM06228
	8	2	1500	10 1/8	2 1/4	12 1/4	72PM08228
95 Shore A							


	Wheel Diameter (Inches)	Tread Width (Inches)	Capacity (Lbs) (Rated for manual operation)	Overall Height (Inches)	Swivel Lead (Inches)	Approx. Wt. (Lbs)	Base Caster Number+
Polyurethane on Cast Iron (01 & 07 Roller Bearing)							
PY 	4	2	750	5 5/8	2 1/4	10 3/4	72PY04201
	5	2	1050	6 1/2	1 13/16	8 3/4	72PY05201
	6	2	1200	7 1/2	2 1/4	12 3/4	72PY06201
	6	2 1/2	1600	7 1/2	2 1/4	13 3/4	72PY06407
	8	2	1500	10 1/8	2 1/4	16 1/2	72PY08201
	8	2 1/2	1600	10 1/8	2 1/4	17 1/2	72PY08407
	10	2 1/2	1600	11 1/2	2 1/4	19	72PY10407
80A Durometer available, add "80A" to end of caster number. 80A capacity reduced by approximately 20%. Swivel example: 16PY06201 S80A .							


	Wheel Diameter (Inches)	Tread Width (Inches)	Capacity (Lbs) (Rated for manual operation)	Overall Height (Inches)	Swivel Lead (Inches)	Approx. Wt. (Lbs)	Base Caster Number+
Polyurethane on Polypropylene (01 Roller Bearing)							
XA 	4	2	600	5 5/8	1 7/16	7 1/4	72XA04201
	5	2	750	6 1/2	1 13/16	7 3/4	72XA05201
	6	2	900	7 1/2	2 1/4	8 1/2	72XA06201
	8	2	1000	10 1/8	2 1/4	10 1/4	72XA08201
Prevenz™ antimicrobial models available. Add PREV to end of caster number.							

	Wheel Diameter (Inches)	Tread Width (Inches)	Capacity (Lbs) (Rated for manual operation)	Overall Height (Inches)	Swivel Lead (Inches)	Approx. Wt. (Lbs)	Base Caster Number+
X-Treme™ Solid Polyurethane (01 Roller Bearing)*							
XI 	4	2	1000	5 5/8	1 7/16	7 1/2	72XI04201
	5	2	1000	6 1/2	1 13/16	8 1/2	72XI05201
	6	2	1000	7 1/2	2 1/4	9 1/2	72XI06201
	8	2	1000	10 1/8	2 1/4	11 3/4	72XI08201
*Drawn Cup Roller (02), Bronze (22), Pedestal Precision (29) bearings available. Change "01" to other bearing code. Pedestal Precision example: 72XI04229.							

	Wheel Diameter (Inches)	Tread Width (Inches)	Capacity (Lbs) (Rated for manual operation)	Overall Height (Inches)	Swivel Lead (Inches)	Approx. Wt. (Lbs)	Base Caster Number+
X-Treme™ Plus Solid Polyurethane (28 Precision Ball Bearing)*							
XP 	4	2	1400	5 5/8	1 7/16	7 1/2	72XP04228
	5	2	1200	6 1/2	1 13/16	8 1/2	72XP05228
	6	2	1400	7 1/2	2 1/4	9 1/2	72XP06228
	8	2	1200	10 1/8	2 1/4	10	72XP08228
*Drawn Cup Roller (02), Bronze (22), Pedestal Precision (29) bearings available. Change "01" to other bearing code. Pedestal Precision example: 72XP04229.							


+ For swivel models add "S", for rigid model add "R" to end of base caster number.


	Wheel Diameter (Inches)	Tread Width (Inches)	Capacity (Lbs) (Rated for manual operation)	Overall Height (Inches)	Swivel Lead (Inches)	Approx. Wt. (Lbs)	Base Caster Number+
Phenolic (01, 07 Roller Bearing)							
TM 	4	2	800	5 5/8	1 7/16	7 1/2	72TM04201
	5	2	1000	6 1/2	1 13/16	8 1/2	72TM05201
	6	2	1200	7 1/2	2 1/4	9 1/2	72TM06201
	6	2 1/2	1600	7 1/2	2 1/4	10 3/4	72TM06407
	8	2	1400	10 1/8	2 1/4	11 3/4	72TM08201
	8	2 1/2	1600	10 1/8	2 1/4	13 1/4	72TM08407
	10	2 1/2	1600	11 1/2	2 1/4	15	72TM10407


	Wheel Diameter (Inches)	Tread Width (Inches)	Capacity (Lbs) (Rated for manual operation)	Overall Height (Inches)	Swivel Lead (Inches)	Approx. Wt. (Lbs)	Base Caster Number+
Maxim® (01 Roller Bearing)*							
NG 	4	2	800	5 5/8	1 7/16	7 1/2	72NG04201
	5	2	1000	6 1/2	1 13/16	8 1/2	72NG05201
	6	2	1200	7 1/2	2 1/4	9 1/2	72NG06201
	8	2	1400	10 1/8	2 1/4	11 3/4	72NG08201


Prevenz™ antimicrobial models available.
Add PREV to end of model.


*Drawn Cup Roller (02), Bronze (22), Pedestal Precision (29) bearings available.
Change "01" to other bearing code. Pedestal Precision example: 72NG04229.

	Wheel Diameter (Inches)	Tread Width (Inches)	Capacity (Lbs) (Rated for manual operation)	Overall Height (Inches)	Swivel Lead (Inches)	Approx. Wt. (Lbs)	Base Caster Number+
Trionix™ High Impact Polymer (28 Precision Ball Bearing)							
NX 	4	2	1600	5 5/8	1 7/16	9	72NX04228
	5	2	1600	6 1/2	1 13/16	10 1/2	72NX05228
	6	2	1600	7 1/2	2 1/4	12 1/2	72NX06228
	6	2 1/2	1600	7 1/2	2 1/4	13	72NX06428
	8	2	1600	10 1/8	2 1/4	15 3/4	72NX08228
	8	2 1/2	1600	10 1/8	2 1/4	16 1/4	72NX08428

	Wheel Diameter (Inches)	Tread Width (Inches)	Capacity (Lbs) (Rated for manual operation)	Overall Height (Inches)	Swivel Lead (Inches)	Approx. Wt. (Lbs)	Base Caster Number+
Cast Iron (01 & 07 Roller Bearing)							
CA 	4	1 7/8	1000	5 5/8	1 7/16	9 1/4	72CA04201
	5	1 7/8	1300	6 1/2	1 13/16	10 3/4	72CA05201
	6	1 7/8	1400	7 1/2	2 1/4	12 3/4	72CA06201
	6	2 1/2	1600	7 1/2	2 1/4	16 1/2	72CA06407
	8	2	1600	10 1/8	2 1/4	16	72CA08201
	8	2 1/2	1600	10 1/8	2 1/4	18 1/4	72CA08407

	Wheel Diameter (Inches)	Tread Width (Inches)	Capacity (Lbs) (Rated for manual operation)	Overall Height (Inches)	Swivel Lead (Inches)	Approx. Wt. (Lbs)	Base Caster Number+
Heavy Duty Cast Iron (01 Roller Bearing)							
CH 	5	2	1500	6 1/2	1 13/16	11 3/4	72CH05201
	6	2	1600	7 1/2	2 1/4	14	72CH06201
	8	2	1600	10 1/8	2 1/4	17	72CH08201

	Wheel Diameter (Inches)	Tread Width (Inches)	Capacity (Lbs) (Rated for manual operation)	Overall Height (Inches)	Swivel Lead (Inches)	Approx. Wt. (Lbs)	Base Caster Number+
Drop Forged Steel (01 Roller Bearing)*							
FS 	4	1 1/2	1400	5 5/8	1 7/16	9 1/4	72FS04101
	5	1 3/4	1500	6 1/2	1 13/16	12	72FS05201
	6	2	1600	7 1/2	2 1/4	13	72FS06201
*Tapered Roller bearings (09) available. Change "01" to other bearing code. Example: 72FS04109.							

	Wheel Diameter (Inches)	Tread Width (Inches)	Capacity (Lbs) (Rated for manual operation)	Overall Height (Inches)	Swivel Lead (Inches)	Approx. Wt. (Lbs)	Base Caster Number+
Ductile Iron Crowned Tread (01 Roller Bearing)*							
FR, FM 	5	2	1500	6 1/2	1 13/16	11 3/4	72FR05201
	6	2	1600	7 1/2	2 1/4	14	72FR06201
	6	2 1/2	1600	7 1/2	2 1/4	15	72FR06401
	8	2	1600	10 1/8	2 1/4	17	72FR08201
*Tapered Roller (09) and Precision Ball (28) bearings available. Change "01" to other bearing code. Tapered Roller example: 72FR05209. Note: Ductile Iron Flat Tread (FM) models available. Change FR wheel code to FM. Example: 72FM05201.							