

62

Medium Heavy Duty Casters

CAPACITY TO 1500



Premium Quality



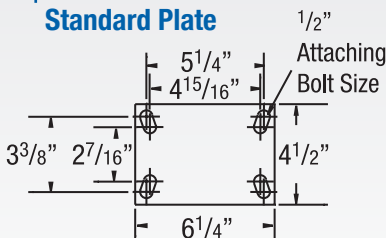
Environmentally Friendly



Manufactured from cold formed steel, this popular series features a heat treated king bolt and nut, ensuring durability and a longer caster life.

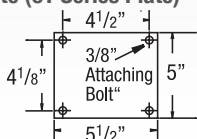
MOUNTING OPTIONS

Standard Plate



Special Order Plate

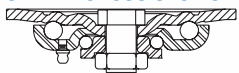
D Plate (61 Series Plate)



TYPICAL APPLICATIONS

- Movable racks
- Conveyor or "Dragline" operations
- Utility trucks
- Corrugated box trucks
- Caster mounted production jigs and fixtures

SWIVEL CROSS SECTION



FEATURES

- **Top Plate:** Cold formed from 1/4" steel plate to provide the strongest possible section for swivel bearing
- **Swivel Section:** 3-1/4" diameter load race. Raceways are coined smooth then heat treated to minimize ball indentation and wear
- **Legs:** 1/4" steel formed to increase strength and welded to the yoke base
- **King bolt:** 3/4" heat treated king bolt and nut assembly
- **Axle:** 1/2" diameter hollow axle with recessed zerk fitting and lock nut on straight roller and Delrin bearing. Solid axle on ball and Oilex bearings
- **Lubrication:** Zerk fitting in swivel section and in recessed head of hollow axle with straight roller bearing wheels
- **Finish:** All rigs are zinc plated to resist corrosion and rust
- **Notched Yoke Base:** Notched to accommodate swivel lock
- Alternate or custom caster configurations available

BEARING OPTIONS



RIG OPTIONS

- Neoprene **sealed swivel** section specify **NS62**
- **Inside weld** specify **IW62**
- **Thread guards** specify **TG62**
- **Hollow axle** for oilex applications specify **ZF07** (For up to 2" wide wheels)
- **NSF Listed** for food service industry specify **NSF**
- **Optional Overall Heights** see notes at end of 62 Series section

BRAKE OPTIONS

To order, add brake code below to end of model. Example: 62XS06201SCB62

Cam specify **CB62**



Face specify **FBB** (Not available on 10" models)

Single Side specify **SSB62**. Double Sided specify **DSB62**



Poly Cam specify **P**

Swivel Lock (welded) specify **L**



Hand operated field installable swivel lock for standard plate order **SL620000** separately; for D plate order **SL610000** separately

+ For swivel models add "S", for rigid model add "R" to end of base caster number.

Wheel Diameter (Inches)	Tread Width (Inches)	Capacity (Lbs) (Based on manual operation)	Overall Height (Inches)	Swivel Lead (Inches)	Approx. Wt. (Lbs)	Base Caster Number+
-------------------------	----------------------	--	-------------------------	----------------------	-------------------	---------------------

Moldon Rubber on Cast Iron (01/07 Straight Roller)*

MR	Wheel Diameter	Tread Width	Capacity	Overall Height	Swivel Lead	Approx. Wt.	Base Caster Number
	4	2	300	5 5/8	1 5/16	6 1/2	62MR04201
	5	2	450	6 1/2	1 1/2	7 1/2	62MR05201
	6	2	500	7 1/2	1 3/4	9 1/2	62MR06201
	6	2 1/2	700	7 1/2	1 3/4	12	62MR06407
	8	2	600	10 1/8	1 3/4	9 1/4	62MR08201
	8	2 1/2	850	10 1/8	1 3/4	14 1/2	62MR08407
	10	2 1/2	950	11 1/2	1 3/4	18 1/4	62MR10407

*Oilex (23), Industrial Ball (27), and one piece Delrin (52) available. Change "01" or "07" to bearing code. Oilex example: 62MR04223.

Heavy Duty Moldon Rubber on Cast Iron (01/07 Straight Roller)*

MH	Wheel Diameter	Tread Width	Capacity	Overall Height	Swivel Lead	Approx. Wt.	Base Caster Number
	5	2	700	6 1/2	1 1/2	7 1/2	62MH05201
	6	2	820	7 1/2	1 3/4	9 1/2	62MH06201
	8	2	1000	10 1/8	1 3/4	9 1/4	62MH08201
	8	2 1/2	1300	10 1/8	1 3/4	14 1/2	62MH08407
	10	2 1/2	1500	11 1/2	1 3/4	18 1/4	62MH10407

*Oilex (23), Industrial Ball (27), and one piece Delrin (52) available. Change "01" or "07" to other bearing code. Oilex example: 62MH04223.

+ For swivel models add "S", for rigid model add "R" to end of base caster number.

Wheel Diameter (Inches)	Tread Width (Inches)	Capacity (Lbs) (Based on manual operation)	Overall Height (Inches)	Swivel Lead (Inches)	Approx. Wt. (Lbs)	Base Caster Number+
-------------------------	----------------------	--	-------------------------	----------------------	-------------------	---------------------

Moldon Rubber on Aluminum (01 Roller Bearing)

MD	Wheel Diameter	Tread Width	Capacity	Overall Height	Swivel Lead	Approx. Wt.	Base Caster Number
	4	2	400	5 5/8	1 5/16	6 1/2	62MD04201
	5	2	500	6 1/2	1 1/2	7 1/2	62MD05201
	6	2	550	7 1/2	1 3/4	9 1/2	62MD06201
	8	2	600	10 1/8	1 3/4	9 1/4	62MD08201

X-tra Soft Flat Tread (01 Roller Bearing)*

XS	Wheel Diameter	Tread Width	Capacity	Overall Height	Swivel Lead	Approx. Wt.	Base Caster Number
	4	2	400	5 5/8	1 5/16	6 1/2	62XS04201
	5	2	500	6 1/2	1 1/2	7 1/2	62XS05201
	6	2	600	7 1/2	1 3/4	8 1/4	62XS06201
	8	2	675	10 1/8	1 3/4	9 1/4	62XS08201

Prevenz™ antimicrobial models available. Add PREV to end of caster number.

*Precision Ball (28) and Delrin (51) Bearings available. Change "01" to other bearing code. Delrin example: 62XS04251.

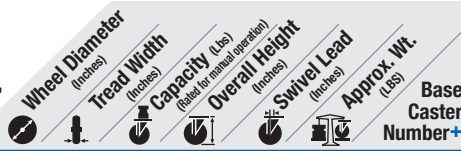
62 SERIES • CAPACITY TO 1500

MEDIUM HEAVY DUTY CASTERS

Continue on next page >>

62 Series Continued

+ For swivel models add "S", for rigid model add "R" to end of base caster number.



X-tra Soft Round Tread (01 Roller Bearing)*

XR	6	2	450	7 1/2	1 3/4	8 1/4	62XR06201
	8	2	600	10 1/8	1 3/4	9 1/4	62XR08201

Prevenz™ antimicrobial models available. Add PREV to end of caster number.
*Precision Ball (28) and Delrin (51) Bearings available. Change "01" to bearing code. Delrin example: 62XR04251.

Pneumatic (27 Industrial Ball Bearing)

SF	8	2	210	10 1/8	1 3/4	7 1/4	62SF08227
----	---	---	-----	--------	-------	-------	-----------

Polyurethane on Aluminum Crown Tread (01 Roller Bearing)

PD	4	2	700	5 5/8	1 5/16	6 1/2	62PD04201
	5	2	1050	6 1/2	1 1/2	6 1/2	62PD05201
	6	2	1230	7 1/2	1 3/4	7 1/4	62PD06201
	8	2	1500	10 1/8	1 3/4	8 1/2	62PD08201

Polyurethane on Aluminum Round Tread (28 Precision Ball Bearing)

AX	5	2	1000	6 1/2	1 1/2	7 1/4	62AX05228
	6	2	1250	7 1/2	1 3/4	8 1/4	62AX06228
	8	2	1500	10 1/8	1 3/4	10 1/2	62AX08228

85 Shore A

Polyurethane on Aluminum Round Tread (28 Precision Ball Bearing)

PM	5	2	1000	6 1/2	1 1/2	7 1/4	62PM05228
	6	2	1250	7 1/2	1 3/4	8 1/4	62PM06228
	8	2	1500	10 1/8	1 3/4	10 1/2	62PM08228

95 Shore A

Polyurethane on Aluminum Round Tread (28 Precision Ball Bearing)

PM 80A	5	2	1000	6 1/2	1 1/2	7 1/4	62PM0522880A
	6	2	1250	7 1/2	1 3/4	8 1/4	62PM0622880A
	8	2	1500	10 1/8	1 3/4	10 1/2	62PM0822880A

80 Shore A To Specify Rigid or Swivel, insert "R" or "S" before "80A". Example: 62PM08228R80A.

Polyurethane on Cast Iron (01, 07 Roller Bearing)

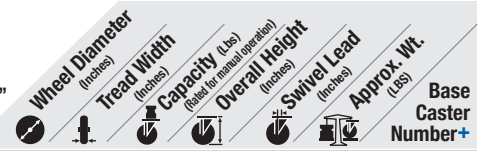
PY	4	2	750	5 5/8	1 5/16	10	62PY04201
	5	2	1050	6 1/2	1 3/4	12	62PY05201
	6	2	1200	7 1/2	1 3/4	12	62PY06201
	6	2 1/2	1500	7 1/2	1 3/4	13	62PY06407
	8	2	1500	10 1/8	1 3/4	14	62PY08201
	8	2 1/2	1500	10 1/8	1 3/4	16	62PY08407
	10	2 1/2	1500	11 1/2	1 3/4	17	62PY10407

Polyurethane on Cast Iron (28 Precision Ball Bearing)

PY 80A	4	2	600	5 5/8	1 5/16	10	62PY0422880A
	5	2	840	6 1/2	1 3/4	13	62PY0522880A
	6	2	960	7 1/2	1 3/4	13	62PY0622880A
	6	2 1/2	1300	7 1/2	1 3/4	13	62PY0642880A
	8	2	1200	10 1/8	1 3/4	16	62PY0822880A
	8	2 1/2	1500	10 1/8	1 3/4	16	62PY0842880A
	10	2 1/2	1500	11 1/2	1 3/4	17	62PY1042880A

To Specify Rigid or Swivel, insert "R" or "S" before "80A". Example: 62PY08228R80A.

+ For swivel models add "S", for rigid model add "R" to end of base caster number.



Polyurethane on Polypropylene (01 Roller Bearing)

XA	4	2	600	5 5/8	1 5/16		62XA04201
	5	2	750	6 1/2	1 1/2	7 1/2	62XA05201
	6	2	900	7 1/2	1 3/4	8 1/4	62XA06201
	8	2	1000	10 1/8	1 3/4	9 1/2	62XA08201

Prevenz™ antimicrobial models available. Add PREV to end of caster number.

X-Treme™ Solid Polyurethane (01 Roller Bearing)*

XI	4	2	1000	5 5/8	1 5/16	6 1/4	62XI04201
	5	2	1000	6 1/2	1 1/2	5 1/2	62XI05201
	6	2	1000	7 1/2	1 3/4	7 3/4	62XI06201
	8	2	1000	10 1/8	1 3/4	9 1/2	62XI08201

*Drawn Cup Roller (02), Bronze (22), Precision Ball (28) Pedestal Precision (29), and Delrin (51) bearings available. Change "01" to other bearing code. Pedestal Precision example: 62XI04229.

X-Treme™ Plus Solid Polyurethane (01 Roller Bearing)*

XP	4	2	1400	5 5/8	1 5/16	6 1/4	62XP04201
	5	2	1200	6 1/2	1 1/2	6 3/4	62XP05201
	6	2	1400	7 1/2	1 3/4	7 3/4	62XP06201
	8	2	1200	10 1/8	1 3/4	9 1/2	62XP08201

*Drawn Cup Roller (02), Bronze (22), Precision Ball (28) Pedestal Precision (29), and Delrin (51) bearings available. Change "01" to other bearing code. Pedestal Precision example: 62XP04229.

Phenolic (01, 07 Roller Bearing)

TM	4	2	800	5 5/8	1 5/16	6 1/4	62TM04201
	5	2	1000	6 1/2	1 1/2	6 3/4	62TM05201
	6	2	1200	7 1/2	1 3/4	7 3/4	62TM06201
	6	2 1/2	1500	7 1/2	1 3/4	9	62TM06407
	8	2	1400	10 1/8	1 3/4	9 1/2	62TM08201
	8	2 1/2	1500	10 1/8	1 3/4	11 1/4	62TM08407
	10	2 1/2	1500	11 1/2	1 3/4	13	62TM10407

Maxim® (01 Roller Bearing)*

NG	4	2	800	5 5/8	1 5/16	6 1/4	62NG04201
	5	2	1000	6 1/2	1 1/2	6 3/4	62NG05201
	6	2	1200	7 1/2	1 3/4	7 3/4	62NG06201
	8	2	1400	10 1/8	1 3/4	9 1/4	62NG08201

Prevenz™ antimicrobial models available. Add PREV to end of caster number.
*Drawn Cup Roller (02), Bronze (22), Pedestal Precision (29), and Delrin (51) bearings available. Change "01" to other bearing code. Pedestal Precision example: 62NG04229.

Continue on next page >>

+ For swivel models add "S", for rigid model add "R" to end of base caster number.



Trionix™ High Impact Polymer (28 Precision Ball Bearing)

Model	Wheel Diameter (inches)	Tread Width (inches)	Capacity (lbs)	Overall Height (inches)	Swivel Lead (inches)	Approx. Wt. (Lbs)	Base Caster Number+
NX	4	2	1500	5 ⁵ / ₈	1 ⁵ / ₁₆	8 ¹ / ₄	62NX04228
	5	2	1500	6 ¹ / ₂	1 ¹ / ₂	8 ³ / ₄	62NX05228
	6	2	1500	7 ¹ / ₂	1 ³ / ₄	11	62NX06228
	8	2	1500	10 ¹ / ₈	1 ³ / ₄	14	62NX08228

For 2-1/2" tread width models change 7th number from 2 to 4 (Example: 62NX0428).

Cast Iron (01, 07 Roller Bearing)

Model	Wheel Diameter (inches)	Tread Width (inches)	Capacity (lbs)	Overall Height (inches)	Swivel Lead (inches)	Approx. Wt. (Lbs)	Base Caster Number+
CA	4	2	1000	5 ⁵ / ₈	1 ⁵ / ₁₆	8 ¹ / ₄	62CA04201
	5	2	1300	6 ¹ / ₂	1 ¹ / ₂	9 ¹ / ₄	62CA05201
	6	2	1400	7 ¹ / ₂	1 ³ / ₄	11 ¹ / ₄	62CA06201
	6	2 1/2	1500	7 ¹ / ₂	1 ³ / ₄	13	62CA06407
	8	2	1500	10 ¹ / ₈	1 ³ / ₄	14 ¹ / ₂	62CA08201
	8	2 1/2	1500	10 ¹ / ₈	1 ³ / ₄	16	62CA08407

Heavy Duty Cast Iron (01 Roller Bearing)

Model	Wheel Diameter (inches)	Tread Width (inches)	Capacity (lbs)	Overall Height (inches)	Swivel Lead (inches)	Approx. Wt. (Lbs)	Base Caster Number+
CH	5	2	1500	6 ¹ / ₂	1 ¹ / ₂	10 ¹ / ₄	62CH05201
	6	2	1500	7 ¹ / ₂	1 ³ / ₄	11	62CH06201
	8	2	1500	10 ¹ / ₈	1 ³ / ₄	14 ¹ / ₂	62CH08201

White Nylon (01 Roller Bearing)*

Model	Wheel Diameter (inches)	Tread Width (inches)	Capacity (lbs)	Overall Height (inches)	Swivel Lead (inches)	Approx. Wt. (Lbs)	Base Caster Number+
NW	5	2	600	6 ¹ / ₂	1 ¹ / ₂	6 ³ / ₄	62NW05201
	6	2	900	7 ¹ / ₂	1 ³ / ₄	7 ³ / ₄	62NW06201
	8	2	1100	10 ¹ / ₈	1 ³ / ₄	9 ¹ / ₄	62NW08201

*Delrin (51) Bearings or plain bore (00) models available. Change "01" to other bearing code (Example: 62NW05251).

+ For swivel models add "S", for rigid model add "R" to end of base caster number.



Drop Forged Steel (01 Roller Bearing)*

Model	Wheel Diameter (inches)	Tread Width (inches)	Capacity (lbs)	Overall Height (inches)	Swivel Lead (inches)	Approx. Wt. (Lbs)	Base Caster Number+
FS	4	1 1/2	1400	5 ⁵ / ₈	1 ⁵ / ₁₆	8 ¹ / ₄	62FS04101
	5	1 3/4	1500	6 ¹ / ₂	1 ¹ / ₂	10 ¹ / ₄	62FS05201
	6	2	1500	7 ¹ / ₂	1 ³ / ₄	11 ¹ / ₄	62FS06201

*Tapered Roller bearings (09) available. Change "01" to other bearing code. Example: 62FS04109.

Ductile Iron Crowned Tread (01 Roller Bearing)*

Model	Wheel Diameter (inches)	Tread Width (inches)	Capacity (lbs)	Overall Height (inches)	Swivel Lead (inches)	Approx. Wt. (Lbs)	Base Caster Number+
FR, FM	5	2	1500	6 ¹ / ₂	1 ¹ / ₂	10 ¹ / ₄	62FR05201
	6	2	1500	7 ¹ / ₂	1 ³ / ₄	11	62FR06201
	8	2	1500	10 ¹ / ₈	1 ³ / ₄	14 ¹ / ₂	62FR08201

*Straight Roller (01) and Precision Ball (28) available. Change "01" to other bearing code. Tapered Roller example: 62FR05209.

Note: Ductile Iron Flat Tread (FM) models available. Change FR wheel code to FM. Example: 62FM05201.

Optional Overall Heights all 62 Series Models:

Wheel Diameter	Overall Height	Swivel Lead	Swivel Specify	Rigid Specify
6"	7-3/8"	1-3/4"	HS85	HR85
8"	9-1/2"	2-1/4"	HS76	HR76
8"	9-3/4"	1-3/4"	HS83	HR83



WANT AN EVEN LONGER CASTER LIFE?

Try our **Kingpinless 110 Series** for longer caster life in rugged applications, or where impact and shock cause conventional casters to fail. These durable casters **eliminate kingpin failure**, the most common failure in conventional casters.

See Pages 42 - 44

LOOKING TO IMPROVE ERGONOMICS?

Try our **Precision Ergonomic 18 Series** casters. Designed for ease of movement and no maintenance - making mobility **easier**, employees **safer**, **reducing noise**, and **improving efficiency**.

See Pages 36 - 37

