

410

Made in the USA
Contender™
Kingpinless Casters
CAPACITY TO 5400




Constructed from high quality, heat treated AISI 1045 laser-cut steel. Precision machined race-way, fully welded legs (inside and outside), and kingpinless design delivers superior strength in rugged applications.

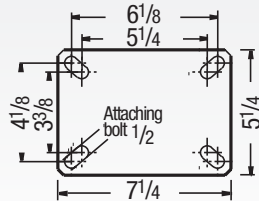
TYPICAL APPLICATIONS

- Conveyor-drawn tow-trucks
- Heavy duty bakery racks
- Production dollies
- Heavy duty dough troughs

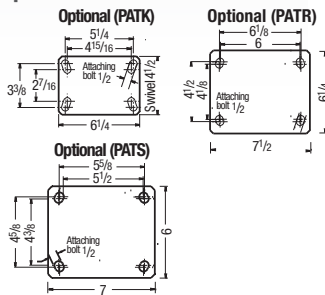
SWIVEL CROSS SECTION



MOUNTING OPTIONS Standard Plate



Special Order Plate



Premium Quality



Towing[^]



Environmentally Friendly

FEATURES

- **New laser-cut steel construction**
- **3 Year warranty**
- **Top Plate:** 3/8" AISI 1045 heat treated steel welded inside and out for longer life
- **Swivel Section:** One row of 1/2" ball bearings mounted in a heat treated precision machined race-way. Zerk in swivel section
- **Yoke Base:** Notched AISI 1045 steel
- **Legs:** 3/8" thick welded inside and out
- **Axle:** 3/4" diameter
- **Finish:** RoHS Zinc plating, for greater corrosion resistance than paint
- Alternate or custom caster configurations available

RIG OPTIONS

- **Optional Spring Loaded:** Greater capacity and better shock protection. Noise levels are reduced through the dampening effect of these casters. See pages 96-97.



BRAKE OPTIONS

To order, add brake code below to end of model. Example: 410PY08401SP

Poly Cam
specify **P**



PLB Integrated
specify **PLB**

Single Side specify **SSB410**. **Double Sided** specify **DSB410**




Face Contact
specify **FBB**

Hand Operated Swivel Lock
specify **L**



BEARING OPTIONS



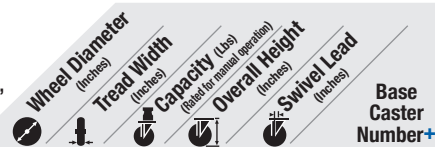
TOE GUARD



Specify **TOE** for caster integrated toe guard. Standard

model toe guards are 1/2" from the floor.

+ For swivel models add "S", for rigid model add "R" to end of base caster number.



Polyurethane on Aluminum (01 Roller Bearing)*

PD	6	8	10	12	15	20
8	2 1/2	2010	10 1/2	2 15/16	410PD08401	
8	3	2520	10 1/2	2 15/16	410PD08501	
10	2 1/2	2370	12 1/2	3 3/8	410PD10401	
10	3	3000	12 1/2	3 3/8	410PD10501	

*Tapered Roller (09) bearings and Precision Bearing (28) available. Change "01" to other bearing code. Tapered example: 410PD08409.

Polyurethane on Cast Iron (01 Roller Bearing)*

PY	6	8	10	12	15	20
6	2 1/2	1600	8	27/32	410PY06401	
6	3	2000	8	27/32	410PY06501	
8	2 1/2	2000	10 1/2	2 15/16	410PY08401	
8	3	2500	10 1/2	2 15/16	410PY08501	
10	2 1/2	2300	12 1/2	3 3/8	410PY10401	
10	3	3000	12 1/2	3 3/8	410PY10501	
12	2 1/2	2700	15 1/2	4 5/16	410PY12401	
12	3	3500	15 1/2	4 5/16	410PY12501	

*Tapered Roller (09) bearings available. Change "01" to "09". Example: 410PY10509.

80A Durometer available, add "80A" to end of caster number. 80A capacity reduced by approximately 20%. Swivel example: 410PY08401S80A.

Aubin Industries Swivel-EAZ® Round Tread (28 Prec. Ball Bearing)

EY	6	8	10	12	15	20
6	3	2137	8	27/32	410EY06528	
8	3	3250	10 1/2	2 15/16	410EY08528	
10	3	3800	12 1/2	3 3/8	410EY10528	
12	3	4000	15 1/2	4 5/16	410EY12528	

+ For swivel models add "S", for rigid model add "R" to end of base caster number.

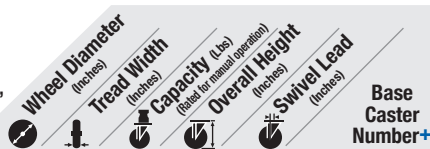
Molder Rubber on Cast Iron (01 Roller Bearing)*

MR/MH	6	8	10	12	15	20
6	2 1/2	700	8	27/32	410MR06401	
6	3	750	8	27/32	410MR06501	
8	2 1/2	850	10 1/2	2 15/16	410MR08401	
8	2 1/2**	1300	10 1/2	2 15/16	410MH08401	
8	3	900	10 1/2	2 15/16	410MR08501	
10	2 1/2	950	12 1/2	3 3/8	410MR10401	
10	2 1/2**	1500	12 1/2	3 3/8	410MH10401	
10	3	1000	12 1/2	3 3/8	410MR10501	
10	3**	1800	12 1/2	3 3/8	410MH10501	
12	2 1/2	950	15 1/2	4 5/16	410MR12401	
12	2 1/2**	1700	15 1/2	4 5/16	410MH12401	
12	3	1200	15 1/2	4 5/16	410MR12501	

*MR available with Tapered Roller (09) bearings. Change "01" to "09". Example: 410MR10409.

**Heavy-duty MH version of wheel.

+ For swivel models add "S", for rigid model add "R" to end of base caster number.



Aubin Industries Swivel-EAZ® Flat Tread (28 Prec. Ball Bearing)							
EZ		6	3	2850	8	27/32	410EZ06528
		8	3	4000	10 1/2	215/16	410EZ08528
		10	3	4800	12 1/2	33/8	410EZ10528
		12	3	5400	15 1/2	45/16	410EZ12528

Thick Tread Polyurethane (01 Roller Bearing)*							
PX		6	3	2250	8	27/32	410PX06501
		8	3	2780	10 1/2	215/16	410PX08501
		10	2 1/2	2600	12 1/2	33/8	410PX10401
		10	3	3300	12 1/2	33/8	410PX10501
		12	3	3760	15 1/2	45/16	410PX12501

*Tapered Roller (09) bearings available. Change "01" to "09". Example: 410PX10509.

Polyurethane on Cast Iron (01 Roller Bearing)							
PI		6	2 1/2	1600	8	27/32	410PI06401
		6	3	2000	8	27/32	410PI06501
		8	2 1/2	2000	10 1/2	215/16	410PI08401
		8	3	2500	10 1/2	215/16	410PI08501
		10	2 1/2	2200	12 1/2	33/8	410PI10401
		10	3	2800	12 1/2	33/8	410PI10501
		12	2 1/2	2500	15 1/2	45/16	410PI12401
	12	3	3000	15 1/2	45/16	410PI12501	

Polyurethane on Heavy Duty Cast Iron (28 Precision Ball Bearing)*							
PF		6	2 1/2	2900	8	27/32	410PF06428
		8	2 1/2	3100	10 1/2	215/16	410PF08428
		8	3	4000	10 1/2	215/16	410PF08528
		10	3	4200	12 1/2	33/8	410PF10528

95 Shore A
*Tapered Roller (09) bearings available. Change "28" to "09". Example: 410PF10509.

Polyurethane Reactive on Iron (28 Precision Ball Bearing)*							
PR		10	3	2400	12 1/2	215/16	410PR10528
		12	3	2800	15 1/2	33/8	410PR12528

80 Shore A
*Tapered Roller (09) bearings available. Change "28" to "09". Example: 410PR10509.

Vulkollan on Cast Iron (01 Roller Bearing)*							
VY		6	2 1/2	2350	8	27/32	410VY06401
		6	3	3000	8	27/32	410VY06501
		8	2 1/2	2900	10 1/2	215/16	410VY08401
		8	3	4000	10 1/2	215/16	410VY08501
	10	3	5000	12 1/2	33/8	410VY10501	

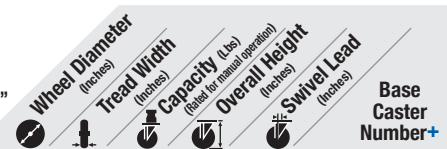
*Tapered Roller (09) bearings available. Change "01" to "09". Example: 410VY10509.

Vulkollan Thick Tread Polyurethane (01 Roller Bearing)*							
VX		6	3	3000	8	27/32	410VX06501
		8	3	4000	10 1/2	215/16	410VX08501
		10	3	5000	12 1/2	33/8	410VX10501

*Tapered Roller (09) bearings available. Change "01" to "09". Example: 410VX10509.

X-treme Plus Solid Polyurethane (28 Precision Ball Bearing)							
XP		8	2 1/2	2000	10 1/2	215/16	410XP08428
		8	3	2000	10 1/2	215/16	410XP08528
		10	2 1/2	2500	12 1/2	33/8	410XP10428
		10	3	2500	12 1/2	33/8	410XP10528

+ For swivel models add "S", for rigid model add "R" to end of base caster number.



Phenolic (01 Roller Bearing)*							
TM		6	2 1/2	1600	8	27/32	410TM06401
		6	3	2000	8	27/32	410TM06501
		8	2 1/2	2000	10 1/2	215/16	410TM08401
		8	3	2500	10 1/2	215/16	410TM08501
		10	2 1/2	2500	12 1/2	33/8	410TM10401
		10	3	2900	12 1/2	33/8	410TM10501
		12	2 1/2	3000	15 1/2	45/16	410TM12401
	12	3	3500	15 1/2	45/16	410TM12501	

*Tapered Roller (09) bearings available. Change "01" to "09". Example: 410TM10409.

Trionix™ High Impact Polymer (28 Precision Ball Bearing)							
NX		6	2 1/2	5400	8	27/32	410NX06428
		6	3	5400	8	27/32	410NX06528
		8	2 1/2	5400	10 1/2	215/16	410NX08428
		8	3	5400	10 1/2	215/16	410NX08528
		10	2 1/2	5400	12 1/2	33/8	410NX10428
		10	3	5400	12 1/2	33/8	410NX10528

Cast Iron (01 Roller Bearing)*							
CA		6	2 1/2	2300	8	27/32	410CA06401
		6	3	2800	8	27/32	410CA06501
		8	2 1/2	2300	10 1/2	215/16	410CA08401
		8	3	2800	10 1/2	215/16	410CA08501
		10	2 1/2	2300	12 1/2	33/8	410CA10401
		10	3	2800	12 1/2	33/8	410CA10501
		12	3	2800	15 1/2	45/16	410CA12501

*Tapered Roller (09) bearings available. Change "01" to "09". Example: 410CA10509.

V-Grooved Cast Iron (01 Roller Bearing)*							
VG		6	2 1/2	2500	8	27/32	410VG06401
		8	2 1/2	2500	10 1/2	215/16	410VG08401
		8	3	2500	10 1/2	215/16	410VG08501
		10	3	3500	12 1/2	33/8	410VG10501

*Tapered Roller (09) bearings available. Change "01" to "09". Example: 410VG10509.

Drop Forged V-Grooved Cast Iron (01 Roller Bearing)							
VF		8	3	5400	10 1/2	215/16	410VF08501

Drop Forged Steel (01 Roller Bearing)*							
FS		6	2 1/2	4000	8	27/32	410FS06401
		8	2 1/2	4000	10 1/2	215/16	410FS08401
		8	3	4500	10 1/2	215/16	410FS08501
		10	3	5400	12 1/2	33/8	410FS10501

*Tapered Roller (09) bearings available. Change "01" to "09". Example: 410FS10509. 6x2-1/2 capacity increases to 5000, 8x3 capacity increases to 5400 and 10x3 capacity increases to 5400 with use of 09 bearing.

Ductile Iron Crowned Tread (01 Roller Bearing)*							
FR		6	2 1/2	3500	8	27/32	410FR06401
		6	3	5400	8	27/32	410FR06501
		8	3	5400	10 1/2	215/16	410FR08501
		10	3	5400	12 1/2	33/8	410FR10501

*Tapered Roller (09) available. Change "01" to other bearing code. Example: 410FR06409. Ductile Iron Flat Tread (FM) and V-Groove (VM) models available. Change FR wheel code to FM or VM. Example: 410FM06401.