

# 94

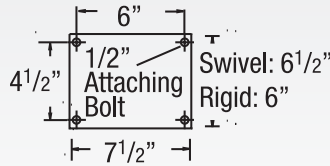
## 94 BBL Super Duty Casters (Ball Load Swivel)

CAPACITY TO 5000

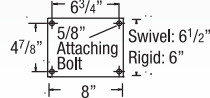


This caster has a ball load swivel (ball load swivel = "BBL") and is precision machined and heat treated to provide long life with greater capacity for that very rugged application. Made from AISI 1045 forged steel.

### MOUNTING OPTIONS Standard Plate



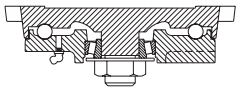
### Special Order Plate Optional C Plate



### TYPICAL APPLICATIONS

- Die carts
- Towed trailers
- Automotive plants
- Aerospace industry
- Work stations
- Steel mills
- Aircraft maintenance

### SWIVEL CROSS SECTION



Premium Quality



Towing<sup>^</sup>



Environmentally Friendly

### FEATURES

- **Top Plate and Yoke Base:** 1/2" thick AISI 1045 drop forged steel
- **Swivel Load:** 5" diameter ball load race with 1/2" steel balls hardened for greater resistance to wear and brinelling. Protected by a forged labyrinth skirt
- **Thrust Race:** 1-1/4" tapered roller bearing
- **Legs:** 3/8" formed steel plate welded inside and out to yoke base and rigid top
- **King Bolt:** 1-1/4" diameter integrally forged with top plate for maximum strength
- **Axle:** 1" solid axle with lock nut
- **Lubrication:** Zerk fitting in yoke base and wheel hubs for easy lubrication
- Alternate or custom caster configurations available

### RIG OPTIONS

- **Sealed swivel** section specify **NS94**

### BRAKE OPTIONS

To order, add brake code below to end of model. Example: 94PY06409SBBLP

**Poly Cam**  
specify **P**



**Single Side** specify **SSB94**. **Double Sided** specify **DSB94**

**Face Contact**  
specify **F**




**Wrap Around**  
specify **WB94**

**Welded Swivel Lock**  
specify **L**



Hand operated field installable **Swivel Lock** order **SL940000** separately (Yokes must be notched)

### BEARING OPTIONS



Straight Roller (01)

Tapered Roller (09)

Precision Ball (28)

+ For Rigid models change "SBBL" to "RBBL" to end of base caster number.

	Wheel Diameter (Inches)		Tread Width (Inches)		Capacity (Lbs) (Rigid for manual operation)		Overall Height (Inches)		Swivel Lead (Inches)		Approx. Wt. (Lbs)		Caster Number+
--	-------------------------	--	----------------------	--	--	--	-------------------------	--	----------------------	--	-------------------	--	----------------

### Polyurethane on Cast Iron (09 Tapered Roller Bearing)

PY	Wheel Diameter	Tread Width	Capacity	Overall Height	Swivel Lead	Approx. Wt.	Caster Number
6	2 1/2	1600	8 1/2	2 1/2	36	94PY06409SBBL	
6	3	2000	8 1/2	2 1/2	37 1/4	94PY06509SBBL	
8	3	2500	10 1/2	2 1/2	41	94PY08509SBBL	
8	4	3800	10 1/2	2 1/2	48	94PY08709SBBL	
10	3	3000	12 1/2	2 1/2	45 1/2	94PY10509SBBL	
10	4	4200	12 1/2	2 1/2	55	94PY10709SBBL	
12	3 1/2	4110	15 1/2	2 1/2	57 1/2	94PY12609SBBL	
12	4	4800	15 1/2	2 1/2	60	94PY12709SBBL	

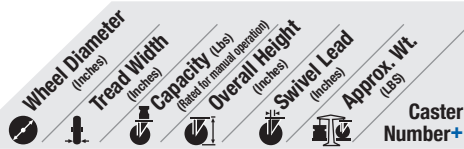
### Polyurethane 80A on Cast Iron (09 Tapered Roller Bearing)

PY 80A	Wheel Diameter	Tread Width	Capacity	Overall Height	Swivel Lead	Approx. Wt.	Caster Number
6	2 1/2	1300	8 1/2	2 1/2	36	94PY06409SBBL80A	
6	3	1600	8 1/2	2 1/2	37 1/4	94PY06509SBBL80A	
8	3	2000	10 1/2	2 1/2	41	94PY08509SBBL80A	
8	4	3000	10 1/2	2 1/2	48	94PY08709SBBL80A	
10	3	2400	12 1/2	2 1/2	45 1/2	94PY10509SBBL80A	
10	4	3350	12 1/2	2 1/2	55	94PY10709SBBL80A	
12	3 1/2	3280	15 1/2	2 1/2	57 1/2	94PY12609SBBL80A	
12	4	3840	15 1/2	2 1/2	60	94PY12709SBBL80A	

To Specify Rigid, insert "R" before "80A".  
Ex: 94PY06409SBBLR80A.

Continue on next page >>

+ For Rigid models change "SBBL" to "RBBL" to end of base caster number.



Polyurethane on Cast Iron (09 Tapered Roller Bearing)*							
PI	Wheel Diameter (inches)	Tread Width (inches)	Capacity (lbs) (rated for manual operation)	Overall Height (inches)	Swivel Lead (inches)	Approx. Wt. (lbs)	Caster Number
	6	2 1/2	1600	8 1/2	2 1/2	34	94PI06409SBBL
	6	3	2000	8 1/2	2 1/2	35 1/2	94PI06509SBBL
	8	2 1/2	2000	10 1/2	2 1/2	34 1/2	94PI08409SBBL
	8	3	2500	10 1/2	2 1/2	35 1/2	94PI08509SBBL
	10	2 1/2	2200	12 1/2	2 1/2	41	94PI10409SBBL
	10	3	3000	12 1/2	2 1/2	42 1/2	94PI10509SBBL
	12	2 1/2	2500	15 1/2	2 1/2	51 1/2	94PI12409SBBL
	12	3	3500	15 1/2	2 1/2	53	94PI12509SBBL

\*Roller (01) bearings available. Change "01" to other bearing code.  
Example: 94PI06401SBBL.

Polyurethane on Aluminum (09 Tapered Roller Bearing)*							
PD	Wheel Diameter (inches)	Tread Width (inches)	Capacity (lbs) (rated for manual operation)	Overall Height (inches)	Swivel Lead (inches)	Approx. Wt. (lbs)	Caster Number
	8	3	2520	10 1/2	2 1/2	37	94PD08509SBBL
	10	3	3000	12 1/2	2 1/2	39 1/2	94PD10509SBBL

\*Roller (01) bearings available. Change "09" to other bearing code.  
Roller example: 92PD08501SBBL.

Thick Tread Polyurethane (09 Tapered Roller Bearing)							
PX	Wheel Diameter (inches)	Tread Width (inches)	Capacity (lbs) (rated for manual operation)	Overall Height (inches)	Swivel Lead (inches)	Approx. Wt. (lbs)	Caster Number
	6	3	2250	8 1/2	2 1/2	37 1/4	94PX06509SBBL
	8	3	2780	10 1/2	2 1/2	41 1/2	94PX08509SBBL
	8	4	3850	10 1/2	2 1/2	48	94PX08709SBBL
	10	3	3300	12 1/2	2 1/2	46	94PX10509SBBL
	10	4	4620	12 1/2	2 1/2	55	94PX10709SBBL
	12	4	5000	15 1/2	2 1/2	60	94PX12709SBBL

Vulkollan on Cast Iron (09 Tapered Bearing)*							
VY	Wheel Diameter (inches)	Tread Width (inches)	Capacity (lbs) (rated for manual operation)	Overall Height (inches)	Swivel Lead (inches)	Approx. Wt. (lbs)	Caster Number
	6	2 1/2	2350	8 1/2	2 1/2	36	94VY06409SBBL
	6	3	3000	8 1/2	2 1/2	37 1/4	94VY06509SBBL
	8	3	4000	10 1/2	2 1/2	41	94VY08509SBBL
	10	3	5000	12 1/2	2 1/2	45 1/2	94VY10509SBBL

\*Roller (01) and Precision Ball (28) bearings available. Change "09" to other bearing code. Precision Ball example: 94VY06428SBBL.

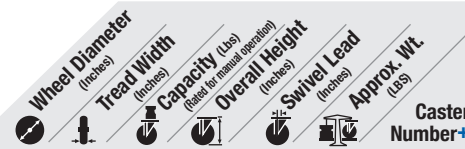
Thick Tread Vulkollan (09 Roller Bearing)*							
VX	Wheel Diameter (inches)	Tread Width (inches)	Capacity (lbs) (rated for manual operation)	Overall Height (inches)	Swivel Lead (inches)	Approx. Wt. (lbs)	Caster Number
	6	3	3000	8 1/2	2 1/2	37 1/4	94VX06509SBBL
	8	3	4000	10 1/2	2 1/2	41 1/2	94VX08509SBBL
	10	3	5000	12 1/2	2 1/2	46	94VX10509SBBL

\*Roller (01) and Precision Ball (28) bearings available. Change "09" to other bearing code. Precision Ball example: 94VX06428SBBL.

Trionix™ High Impact Polymer (28 Precision Ball Bearing)							
NX	Wheel Diameter (inches)	Tread Width (inches)	Capacity (lbs) (rated for manual operation)	Overall Height (inches)	Swivel Lead (inches)	Approx. Wt. (lbs)	Caster Number
	6	2 1/2	5000	8 1/2	2 1/2	36	94NX06428SBBL
	6	3	5000	8 1/2	2 1/2	37 1/4	94NX06528SBBL
	8	3	5000	10 1/2	2 1/2	41	94NX08528SBBL
	10	3	5000	12 1/2	2 1/2	45 1/2	94NX10528SBBL

Phenolic (09 Tapered Roller Bearing)							
TM	Wheel Diameter (inches)	Tread Width (inches)	Capacity (lbs) (rated for manual operation)	Overall Height (inches)	Swivel Lead (inches)	Approx. Wt. (lbs)	Caster Number
	6	2 1/2	1620	8 1/2	2 1/2	32 1/4	94TM06409SBBL
	8	3	2500	10 1/2	2 1/2	38	94TM08509SBBL
	10	2 1/2	2500	12 1/2	2 1/2	46	94TM10409SBBL
	10	3	2900	12 1/2	2 1/2	49	94TM10509SBBL
	12	3 1/2	4000	15 1/2	2 1/2	52 3/4	94TM12609SBBL
	12	4	5000	15 1/2	2 1/2		94TM12709SBBL

+ For Rigid models change "SBBL" to "RBBL" to end of base caster number.



Laminated Phenolic (09 Tapered Roller Bearing)							
TL	Wheel Diameter (inches)	Tread Width (inches)	Capacity (lbs) (rated for manual operation)	Overall Height (inches)	Swivel Lead (inches)	Approx. Wt. (lbs)	Caster Number
	6	3	2000	8 1/2	2 1/2	29 1/2	94TL06509SBBL
	8	3	2500	10 1/2	2 1/2	32 1/4	94TL08509SBBL
	10	3	3000	12 1/2	2 1/2	46	94TL10509SBBL
	12	3 1/2	4000	15 1/2	2 1/2	49 3/4	94TL12609SBBL

Cast Iron (09 Tapered Roller Bearing)							
CA	Wheel Diameter (inches)	Tread Width (inches)	Capacity (lbs) (rated for manual operation)	Overall Height (inches)	Swivel Lead (inches)	Approx. Wt. (lbs)	Caster Number
	6	3	2800	8 1/2	2 1/2	38 1/2	94CA06509SBBL
	8	3	2800	10 1/2	2 1/2	38 1/2	94CA08509SBBL
	8	4	4000	10 1/2	2 1/2	52 1/2	94CA08709SBBL
	10	3	2800	12 1/2	2 1/2	43 1/2	94CA10509SBBL
	12	3	2800	15 1/2	2 1/2	49 1/2	94CA12509SBBL
	12	3 1/2	4000	15 1/2	2 1/2	63	94CA12609SBBL

Drop Forged Steel (09 Tapered Roller Bearing)							
FS	Wheel Diameter (inches)	Tread Width (inches)	Capacity (lbs) (rated for manual operation)	Overall Height (inches)	Swivel Lead (inches)	Approx. Wt. (lbs)	Caster Number
	6	2 1/2	4000	8 1/2	2 1/2	37	94FS06409SBBL
	6	3	5000	8 1/2	2 1/2	45	94FS06509SBBL
	8	3	4500	10 1/2	2 1/2	44	94FS08509SBBL
	8	4	5000	10 1/2	2 1/2	47	94FS08709SBBL
	10	3	5000	12 1/2	2 1/2	53 3/4	94FS10509SBBL
	10	4	5000	12 1/2	2 1/2	73 1/2	94FS10709SBBL

Ductile Iron Crowned Tread (09 Tapered Roller Bearing)*							
FR	Wheel Diameter (inches)	Tread Width (inches)	Capacity (lbs) (rated for manual operation)	Overall Height (inches)	Swivel Lead (inches)	Approx. Wt. (lbs)	Caster Number
	6	2 1/2	3500	8 1/2	2 1/2	34	94FR06409SBBL
	6	3	5000	8 1/2	2 1/2	35	94FR06509SBBL
	8	3	5000	10 1/2	2 1/2	41	94FR08509SBBL
	10	3	5000	12 1/2	2 1/2	46	94FR10509SBBL

\*Roller (01) and Precision Ball (28) bearings available. Change "09" to other bearing code. Roller example: 94FR08501SBBL.

Ductile Iron Flat Tread (09 Tapered Roller Bearing)*							
FM	Wheel Diameter (inches)	Tread Width (inches)	Capacity (lbs) (rated for manual operation)	Overall Height (inches)	Swivel Lead (inches)	Approx. Wt. (lbs)	Caster Number
	6	2 1/2	3500	8 1/2	2 1/2	34	94FM06409SBBL
	6	3	5000	8 1/2	2 1/2	35	94FM06509SBBL
	8	3	5000	10 1/2	2 1/2	41	94FM08509SBBL
	10	3	5000	12 1/2	2 1/2	46	94FM10509SBBL
	12	3 1/2	5000	15 1/2	2 1/2	67 1/2	94FM12609SBBL

\*Roller (01) and Precision Ball (28) available. Change "09" to other bearing code. Straight Roller example: 94FM08501BBL.

Ductile Iron V-Groove Tread (09 Tapered Roller Bearing)*							
VM	Wheel Diameter (inches)	Tread Width (inches)	Capacity (lbs) (rated for manual operation)	Overall Height (inches)	Swivel Lead (inches)	Approx. Wt. (lbs)	Caster Number
	6	2 1/2	3500	8 1/2	2 1/2	34	94VM06409SBBL
	6	3	5000	8 1/2	2 1/2	35	94VM06509SBBL
	8	3	5000	10 1/2	2 1/2	41	94VM08509SBBL
	10	3	5000	12 1/2	2 1/2	46	94VM10509SBBL

\*Roller (01) and Precision Ball (28) bearings available. Change "09" to other bearing code. Roller example: 94VM08501SBBL.