

16 72

Semi-Pneumatic Casters CAPACITY TO 540

Made in the USA



Premium Quality



Environmentally Friendly

FEATURES

- **Steel Rigs:** 16 Series rigs now **Made in the USA** for added reliability
- **Swivel Casters:** Double ball bearing raceway
- **Shock Absorbing:** Extra Heavy Duty Cushion wheel protects equipment
- **No inflation problems** as these wheels are not pressurized; they are a solid center tire
- **Pressure Lubrication:** 6" diameter wheels must be lubricated thru hollow axle, as pressure fitting cannot be inserted in wheel hub

RIG OPTIONS

- **Swivel lock** specify **L**
- **Face contact brake** specify **F**
- **Foot activated swivel lock** specify **SL160001** (16 Series Model)
- **Sealed swivel** specify **NS**

BEARING OPTIONS



Straight Roller (01)

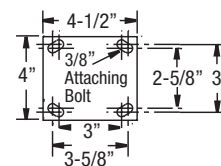
Industrial Ball (27)

+ For swivel models add "S", for rigid model add "R" to end of base caster number.

These casters are recommended for light or medium duty dollies, bottlers trucks, hand trucks or other manually operated units and are suitable for extra heavy service. Semi-pneumatics are high profile, solid center cushion rubber tires mounted on stamped centers with lug base rims.

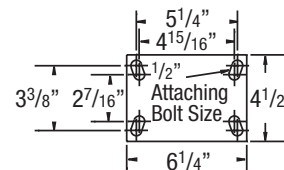
16

Wheel Diameter (Inches)	Tread Width/Type (Inches)	Capacity (Lbs) (Rate for manual operation)	Overall Height (Inches)	Swivel Lead (Inches)	Approx. Wt. (Lbs)	Base Caster Number+ Ball Bearing (27)	Base Caster Number+ Roller Bearing (01)
16 Series Semi-Pneumatic							
6	2.00EHS	200	7 ³ / ₈	1 ³ / ₄	6 ¹ / ₄	16SN06227	16SN06201
8	2.50EHS	350	10	1-3/4	10 ³ / ₄	16SN08427	16SN08401



72

Wheel Diameter (Inches)	Tread Width/Type (Inches)	Capacity (Lbs) (Rate for manual operation)	Overall Height (Inches)	Swivel Lead (Inches)	Approx. Wt. (Lbs)	Base Caster Number+ Ball Bearing (27)	Base Caster Number+ Roller Bearing (01)
72 Series Semi-Pneumatic							
10	2.75EHS	350	11 ¹ / ₂	3 ¹ / ₂	17	72SN10427	72SN10401
12	3.00EHS	540	14 ¹ / ₂	3 ¹ / ₂	22	72SN12527	72SN12501



16 72 90

Pneumatic Casters

CAPACITY TO 1170



Premium Quality



Environmentally Friendly


FEATURES

- **Steel Rigs:** 16 Series rigs now **Made in the USA** for added reliability
- **Swivel Casters:** Double ball bearing raceway
- **Shock Absorbing:** Cushion wheel protects equipment
- **Bearings:** Ball or roller bearings

RIG OPTIONS

- **Swivel lock** specify **L**
- **Foot activated swivel lock** specify **SL160002** (16 Series Models)
- **Face contact brake** specify **F**
- **Sealed swivel** specify **NS**
- Foam fill available, consult factory
- Precision bearings available, consult factory
- For towed applications tapered bearings are recommended

BEARING OPTIONS

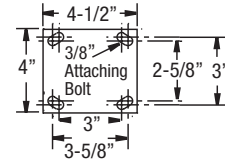


+ For swivel models add "S", for rigid model add "R" to end of base caster number.

Pneumatic casters are recommended for the greatest possible protection to both load and floor, or for off-road application. If you transport fragile materials or parts, or if you move delicate instruments over rough floors, you should consider this product offering. Full pneumatics cushion the load on air as does automobile or truck wheels.

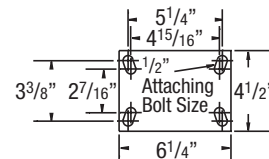
16

Wheel Diameter (Inches)	Tread Width/Type (Inches)	Capacity (Lbs) (Based for manual operation)	Overall Height (Inches)	Swivel Lead (Inches)	Approx. Wt. (Lbs)	Base Caster Number+ Ball Bearing (27)	Base Caster Number+ Roller Bearing (01)
16 Series Pneumatic							
8	2.00/4	210	9 1/2	1 3/4		16SF08227	
8	2.50/4	220	10 1/8	1 3/4	7	16SF08427	16SF08401
8	2.80/4	295	11	2 5/8	9 1/2	16SF08527	16SF08501
10	4.10/4	350	13	3 1/4	11	16SF10627	16SF10601
12	4.10/4	445	15 1/2	3 1/2	14 1/4	16SF12727	16SF12701



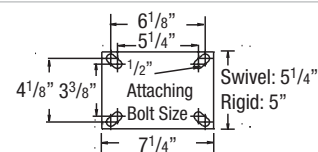
72

Wheel Diameter (Inches)	Tread Width/Type (Inches)	Capacity (Lbs) (Based for manual operation)	Overall Height (Inches)	Swivel Lead (Inches)	Approx. Wt. (Lbs)	Base Caster Number+ Ball Bearing (27)	Base Caster Number+ Roller Bearing (01)
72 Series Pneumatic							
8	2.00/4	210	11	2 5/8		72SF08227	
8	2.80/4	295	11	2 5/8	12 3/4	72SF08527	72SF08501
10	4.10/4	350	13	3 1/4	14 1/4	72SF10627	72SF10601
12	4.10/6	445	15 1/2	3 1/2	17 1/2	72SF12727	72SF12701



90

Wheel Diameter (Inches)	Tread Width/Type (Inches)	Capacity (Lbs) (Based for manual operation)	Overall Height (Inches)	Swivel Lead (Inches)	Approx. Wt. (Lbs)	Base Caster Number+ Ball Bearing (27)	Base Caster Number+ Roller Bearing (01)
90 Series Pneumatic							
14	5.30/6	785	17 3/4	4	29 1/4	90SF14827	90SF14801
16	4.80/8	1000	19 1/8	4 1/2	35 1/2		90SF16801
18	5.70/8	1170	21 1/4	5	41		90SF18901



16/72/90 SERIES • CAPACITY TO 1170

PNEUMATIC CASTERS