

# DUAL WHEEL (DW) CASTERS

TOP PLATE/  
HOLLOW KINGPIN MODELS  
FREE SWIVEL • TOTAL LOCK



**APPLICATIONS**

- Patient Lifts
- Medical Equipment
- Computer Equipment

**FEATURES**

- Low profile, easy swiveling and smooth rolling.
- Durable zinc plated finish
- Non-marking grey TPR rubber tread
- Foot activated total lock brake
- Integrated thread guards
- Dual ball bearing raceway
- Precision Bearings in Wheels

Our Dual wheel casters provide a low profile, easy swiveling and smooth rolling.

## TOP PLATE SWIVEL MODELS

Wheel Diameter (Inches)	Tread Width (Inches)	Wheel Description	Capacity (Lbs)	Load Height Inches (mm)	Swivel Radius Inches (mm)	Wheel Bearing	Model Number
2	1-21/32	Grey Rubber	200	2-29/32" (74)	2-1/8 (54)	Precision	DW-02GRP-100-SW-___
3	2	Thermoplastic Rubber	220	4-1/16" (103)	2-23/32 (69)	Precision	DW-03TPP-100-SW-___



## TOP PLATE SWIVEL TOTAL LOCK MODELS

(LOCKS WHEEL AND SWIVEL)

Wheel Diameter (Inches)	Tread Width (Inches)	Wheel Description	Capacity (Lbs)	Load Height Inches (mm)	Swivel Radius Inches (mm)	Wheel Bearing	Model Number
2	1-21/32	Grey Rubber	200	2-29/32" (74)	3-3/16 (81)	Precision	DW-02GRP-100-TL-___
3	2	Thermoplastic Rubber	220	4-1/16" (103)	3-1/2 (89)	Precision	DW-03TPP-100-TL-___



## HOLLOW KINGPIN MODELS

Wheel Diameter (Inches)	Tread Width (Inches)	Wheel Description	Capacity (Lbs)	Load Height Inches (mm)	Swivel Radius Inches (mm)	Wheel Bearing	Model Number
2	1-21/32	Grey Rubber	200	2-27/32" (72)	2-1/8 (54)	Precision	DW-02GRP-100-SW-___
3	2	Thermoplastic Rubber	220	3-15/16" (100)	2-23/32 (69)	Precision	DW-03TPP-100-SW-___



## HOLLOW KINGPIN TOTAL LOCK MODELS

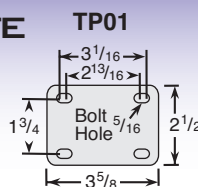
(LOCKS WHEEL AND SWIVEL)

Wheel Diameter (Inches)	Tread Width (Inches)	Wheel Description	Capacity (Lbs)	Load Height Inches (mm)	Swivel Radius Inches (mm)	Wheel Bearing	Model Number
2	1-21/32	Grey Rubber	200	2-27/32" (72)	3-3/16 (81)	Precision	DW-02GRP-100-TL-___
3	2	Thermoplastic Rubber	220	3-15/16" (100)	3-1/2 (89)	Precision	DW-03TPP-100-TL-___



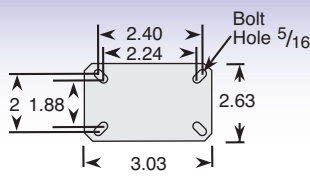
## TOP PLATE FITTING

Swivel Top Plate Pattern



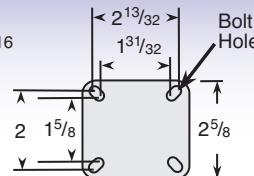
3" models only

## TP04



2" models only for TP04 and TP11

## TP11



## HOLLOW RIVET

Caster is provided assembled. Change HK01 code to HKU1 for unassembled. 1/2" I.D.