

# CG-MAX™

## MAX EFFICIENCY WHEEL™



### CG-MAX WHEELS TAKE:

Ergonomics to the **MAX!**  
 Wheel longevity to the **MAX!**  
 Your purchasing power to the **MAX!**

EXCLUSIVE



NEW PRODUCT

The **CG-MAX** wheel was designed and formulated to outperform, outlast, and take **customer efficiency to the MAX**. With best-in-class ergonomics and durability, this versatile polyurethane on aluminum wheel will drive new value into your operations. From improved material flow to safer workplaces, we encourage you to experience the real impact CG-MAX casters will have on your business today!



#### Operational Efficiency:

improve material flow and reduce unwanted maintenance and replacement costs with a wheel that lasts more than 2x\* longer than the leading competitor

#### Ergonomic Efficiency:

work safer by reducing the force required to initiate rolling equipment by over 26%\*

#### Environmental & Assembly Efficiency:

reduce waste and assembly time with CG-MAX's patent-pending self-retaining top hats that do not require zip ties when being shipped

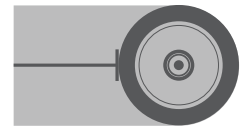


### THE RESULTS ARE IN:

MORE THAN **2x\***  
 LIFE EXPECTANCY



VS.  
 A LEADING COMPETITOR



**26%\***  
 LESS FORCE TO INITIATE ROLLING



VS.  
 A LEADING COMPETITOR



**MATERIAL:** Polyurethane on Aluminum

**TEMP. RANGE:** -40°F to 180°F

**DUROMETER:** 85A

**TREAD PROFILE:** Round

Wheel Diameter (Inches)	Tread Width (Inches)	Capacity (Lbs) (Based on normal operation)	Hub Length (Inches, includes top hat)	Bore ID (Inches)	Bearing ID (Inches)	Approx. Wk. (Lbs)	Maroon Wheel Part Number Precision Ball	Orange Wheel Part Number Precision Ball
4	2	800	2-7/16	1-9/16	1/2	1-1/2	5.00004.9PC	5.00004.9NC
5	2	1000	2-7/16	1-9/16	1/2	2	5.00005.9PC	5.00005.9NC
6	2	1250	2-7/16	1-9/16	1/2	3	5.00006.9PC	5.00006.9NC
8	2	1500	2-7/16	1-9/16	1/2	4	5.00008.9PC	5.00008.9NC

\*Dynamic life and ergonomic comparative tests conducted to ANSI ICWM-2018 Performance and Testing Requirements (sections 6.9 and 6.3) in a Colson Group test facility. All sizes were tested at various capacities up to their maximum capacity to determine the average 26% ergonomic advantage; results may vary by customer due to equipment and flooring variables. All sizes were tested in dynamic life testing; the lowest comparative advantage value was used to claim 2x life advantage, although some results were significantly higher. Premium Colson Group rigs were used in all tests to ensure proper controls were in place.

**CG-MAX** wheels can be purchased alone, as shown on front page, or in one of our trusted industrial caster solutions. Below is an overview of the popular series featuring **CG-MAX** wheels. More info and free CAD models available at [colsoncaster.com/CG-MAX](http://colsoncaster.com/CG-MAX).



# 4 Series:

## Features

- Standard models feature USA-made rigs with 3/4" staked kingpin on swivel models
- Enforcer kingpinless models are built for shock and impact resistance, featuring a single precision hardened ball bearing raceway for lasting performance
- Grease fittings standard in raceways and wheel bearings
- "Colson 45" multi-temp grease lubricates in extreme hot and cold temperatures
- Zinc finish for corrosion resistance
- Colson premium 3-year warranty

**Tread Width:** 2"

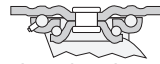
**Capacity:** Up to 1,500 lbs. each

**Wheel Diameters:** 4", 5", 6", and 8"

**Brake:** Tech lock, total lock, top lock, tread lock, side lock, swivel locks



**Standard Kingpin**  
Swivel and Rigid



Swivel Cross Section

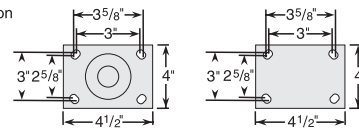


**ENFORCER**  
Swivel and Rigid



Swivel Cross Section

### Standard Top Plates



Mounting Bolt 3/8"

# 6 Series:

## Features

- Standard models feature 3/4" heat treated nut and bolt kingpin for added strength
- Enforcer kingpinless models are built for shock and impact resistance, featuring a single precision hardened ball bearing raceway for lasting performance
- Evolution models, ideal for towing, feature large sealed precision ball bearing swivel and require no maintenance
- "Colson 45" multi-temp grease lubricates in extreme hot and cold temperatures
- Zinc finish for corrosion resistance
- Colson premium 3-year warranty

**Tread Width:** 2"

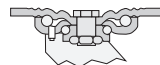
**Capacity:** Up to 1,500 lbs. each

**Wheel Diameters:** 4", 5", 6", and 8"

**Brake:** Tread lock, side lock, swivel locks



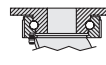
**Standard Kingpin**  
Swivel and Rigid




Swivel Cross Section



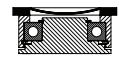
**ENFORCER**  
Swivel and Rigid



Swivel Cross Section

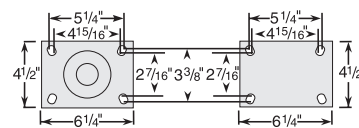


**Evolution**  
Swivel and Rigid



Swivel Cross Section

### Standard Top Plates



Mounting Bolt 1/2"

**colson**  
3700 Airport Road  
Jonesboro, AR 72401  
Phone: 800-643-5515

[www.colsoncaster.com](http://www.colsoncaster.com)



**DOWNLOAD**  
**3D CAD MODELS**  
& DATASHEETS

**ONLINE**  
[www.ColsonCaster.com](http://www.ColsonCaster.com)

**APP STORE**  
Search: "Caster CAD 3D"

© Copyright 2020 | Colson Group | [colsongroup.com](http://colsongroup.com)  
All product and brand names are trademarks and the property of Colson Group Holdings, LLC. Specifications subject to change without notice.